

CR-05 - Goals and Outcomes

Progress the jurisdiction has made in carrying out its strategic plan and its action plan. 91.520(a)

This could be an overview that includes major initiatives and highlights that were proposed and executed throughout the program year.

The Consolidated Annual Performance and Evaluation Report (CAPER) details the City of Auburn (City) Community Services Department (ACSD) progress in meeting the goals established in the Annual Action Plan for the Program Year 2023 (PY 2023), which covers June 1, 2023 – May 31, 2024, by comparing accomplishments with proposed goals. The CAPER also assesses the City's success in addressing its 5-year priorities and objectives in the 2020-2024 Consolidated Plan (Con Plan).

In 2023, the City's Community Services Department maintained its focus on efforts designed to expand the supply of affordable housing, provide opportunities for microenterprise businesses, create jobs, and support a local network that will reduce homelessness in our community.

Comparison of the proposed versus actual outcomes for each outcome measure submitted with the consolidated plan and explain, if applicable, why progress was not made toward meeting goals and objectives. 91.520(g)

Categories, priority levels, funding sources and amounts, outcomes/objectives, goal outcome indicators, units of measure, targets, actual outcomes/outputs, and percentage completed for each of the grantee's program year goals.

Goal	Category	Source / Amount	Indicator	Unit of Measure	Expected – Strategic Plan	Actual – Strategic Plan	Percent Complete	Expected – Program Year	Actual – Program Year	Percent Complete
Administration, Planning, and Management	Non-Housing Community Development	CDBG: \$	Other	Other	5	4	80.00%			

Community Facilities	Non-Housing Community Development	CDBG: \$	Public Facility or Infrastructure Activities for Low/Moderate Income Housing Benefit	Households Assisted	0	1				
Economic Development	Non-Housing Community Development	CDBG: \$	Jobs created/retained	Jobs	10	8	80.00%	2	2	100.00%
Housing Construction	Affordable Housing	CDBG: \$	Homeowner Housing Added	Household Housing Unit	7	7	100.00%	3	3	100.00%
Housing Construction	Affordable Housing	CDBG: \$	Direct Financial Assistance to Homebuyers	Households Assisted	7	7	100.00%	3	3	100.00%
Housing Rehabilitation	Affordable Housing	CDBG: \$	Homeowner Housing Rehabilitated	Household Housing Unit	20	28	140.00%	5	7	140.00%
Public Infrastructure	Non-Housing Community Development	CDBG: \$	Public Facility or Infrastructure Activities other than Low/Moderate Income Housing Benefit	Persons Assisted	50	311	622.00%	50	161	322.00%
Public Services	Non-Housing Community Development	CDBG: \$	Public service activities other than Low/Moderate Income Housing Benefit	Persons Assisted	2000	3386	169.30%	450	762	169.33%

Public Services	Non-Housing Community Development	CDBG: \$	Homeless Person Overnight Shelter	Persons Assisted	150	224	149.33%			
Public Services	Non-Housing Community Development	CDBG: \$	Homelessness Prevention	Persons Assisted	840	638	75.95%			
Revitalization of Neighborhoods	Non-Housing Community Development	CDBG: \$	Buildings Demolished	Buildings	5	0	0.00%			
Revitalization of Neighborhoods	Non-Housing Community Development	CDBG: \$	Other	Other	5	0	0.00%			

Table 1 - Accomplishments – Program Year & Strategic Plan to Date

Assess how the jurisdiction’s use of funds, particularly CDBG, addresses the priorities and specific objectives identified in the plan, giving special attention to the highest priority activities identified.

PRIORITY #1: To assist in constructing new affordable housing for LMI persons. CDBG funds were used for home design and site engineering to construct seven new affordable homes.

PRIORITY #2: To provide rehabilitation assistance to LMI homeowners by upgrading the existing affordable housing stock by rehabilitating structures classified as substandard, but suitable for rehabilitation.

PRIORITY #3: To improve public infrastructure, specifically, street resurfacing in an area of LMI and minority concentration.

PRIORITY #4: To assist LMI persons through public service activities, including youth, seniors, and those at risk of becoming homeless.

CR-10 - Racial and Ethnic composition of families assisted

Describe the families assisted (including the racial and ethnic status of families assisted).

91.520(a)

	CDBG
White	54
Black or African American	719
Asian	6
American Indian or American Native	0
Native Hawaiian or Other Pacific Islander	0
Total	779
Hispanic	141
Not Hispanic	18

Table 2 – Table of assistance to racial and ethnic populations by source of funds

Narrative

The table above shows the racial and ethnic distribution of persons who received assistance or services through the regular entitlement CDBG program during the 2023 program year. During PY 2023, the City-funded housing and public service programs benefited 938 Auburn citizens by providing decent housing and a suitable living environment.

The City strives to make all of its programs and activities available to eligible low- and moderate-income residents regardless of sex, race, religious background, or disability. All of the CDBG-funded public service supportive programs, including senior services, youth services, and family services are available to residents citywide. Projects that focus on facility or infrastructure improvements are generally limited to the CDBG LMI target area.

CR-15 - Resources and Investments 91.520(a)

Identify the resources made available

Source of Funds	Source	Resources Made Available	Amount Expended During Program Year
CDBG	public - federal	693,457	
Section 108	public - federal	427,327	

Table 3 - Resources Made Available

Narrative

Table 3 above summarizes the resources made available and the actual amount expended during PY2023. CDBG included the PY 2023 award of \$693,457 and program income of \$492,298.75 for a total of \$1,185,755.75. Also, included are the amounts the City expended during PY2023 in CDBG funds. A total of \$427,327 was available to the City in Section 108 funds for PY2023. The City did not expend any Section 108 funds during PY2023.

The City drew down funds as projects progressed. Some projects often span more than one program year.

Identify the geographic distribution and location of investments

Target Area	Planned Percentage of Allocation	Actual Percentage of Allocation	Narrative Description
Citywide	100		Citywide

Table 4 – Identify the geographic distribution and location of investments

Narrative

During PY 2023, the City chose not to allocate its CDBG resources to a specific targeted geographic area. Not selecting a specific target area allowed the City to invest CDBG funds throughout the City to assist LMI households and individuals wherever they resided.

Leveraging

Explain how federal funds leveraged additional resources (private, state and local funds), including a description of how matching requirements were satisfied, as well as how any publicly owned land or property located within the jurisdiction that were used to address the needs identified in the plan.

The City attempted to leverage grants and other funding, when appropriate, to meet the objectives of the Annual Action Plan by utilizing a combination of public and private funds.

Under the City's Affordable Housing program, a private mortgage lender provides first mortgage financing, and the City offers a second mortgage as a down payment for qualified applicants. Typically, the second mortgage represents 20 percent of the house's cost, thereby incentivizing the lender to provide 80 percent of the financing. The NAHDC has completed a total of homes in the Tucker Heights Subdivision.

During PY 2023, there were no CDBG funds expended towards activities to support Economic Development Section 108 loans.

CR-20 - Affordable Housing 91.520(b)

Evaluation of the jurisdiction's progress in providing affordable housing, including the number and types of families served, the number of extremely low-income, low-income, moderate-income, and middle-income persons served.

	One-Year Goal	Actual
Number of Homeless households to be provided affordable housing units	0	0
Number of Non-Homeless households to be provided affordable housing units	3	3
Number of Special-Needs households to be provided affordable housing units	0	0
Total	3	3

Table 5 – Number of Households

	One-Year Goal	Actual
Number of households supported through Rental Assistance	0	0
Number of households supported through The Production of New Units	3	3
Number of households supported through Rehab of Existing Units	5	7
Number of households supported through Acquisition of Existing Units	0	0
Total	8	10

Table 6 – Number of Households Supported

Discuss the difference between goals and outcomes and problems encountered in meeting these goals.

The City and the North Auburn Housing Development Corporation (NAHDC) completed the affordable housing subdivision's initial design and development in PY 2019. The site work was completed in PY 2019, and the NAHDC has completed seven (7) homes in the Tucker Heights subdivision.

Affordable housing units are consistently a top priority. An ongoing challenge for the City is the acquisition of available residential building lots to construct affordable housing. Title issues must be

cleared up before the seller has the legal right to sell the property, and the lack of landowners willing to sell at reasonable values are common problem the City encounters.

Discuss how these outcomes will impact future annual action plans.

The City of Auburn Community Services Department (ACSD) continued to monitor outcomes monthly to assess its progress toward meeting the goal of increasing the number of new affordable housing units. During the program year 2019, the City was able to complete site work for seven (7) affordable houses.

Seven (7) housing units received emergency repair assistance under the CDBG housing rehabilitation project.

Include the number of extremely low-income, low-income, and moderate-income persons served by each activity where information on income by family size is required to determine the eligibility of the activity.

Number of Households Served	CDBG Actual	HOME Actual
Extremely Low-income	7	0
Low-income	0	0
Moderate-income	3	0
Total	10	0

Table 7 – Number of Households Served

Narrative Information

During PY 2023, CDBG funds supported cost-burdened and severely cost-burdened LMI citizens and combated the risk of eviction and homelessness by providing 104 households temporary emergency assistance and emergency assistance grants (Utility and Rent/Mortgage). The City made the emergency assistance payment directly to the service provider on behalf of an individual or family.

Seven (7) housing units received emergency repair assistance under the CDBG housing rehabilitation project. Table 7 shows the income categories of all households served.

CR-25 - Homeless and Other Special Needs 91.220(d, e); 91.320(d, e); 91.520(c)

Evaluate the jurisdiction's progress in meeting its specific objectives for reducing and ending homelessness through:

Reaching out to homeless persons (especially unsheltered persons) and assessing their individual needs

The 2020-2024 Consolidated Plan identified homelessness as a low-priority need in the City. Therefore, limited CDBG funds were allocated in the PY 2023 Action Plan for outreach to homeless individuals.

During PY 2023, the City continued to work with the local Continuum of Care (CoC) agency serving the City. The Alabama Rural Coalition for the Homeless (ARCH) serves as the Collaborative Applicant and Homeless Management Information System (HMIS) lead agency for the Balance of State Continuum of Care for the 42 rural counties in Alabama.

One of the best sources of information for determining the extent of homelessness in a jurisdiction is the Point-in-Time (PIT) count conducted yearly by volunteers seeking out unsheltered homeless individuals. ARCH conducts the annual homeless count, which is a one-night activity to determine how many persons are homeless. The 2023 analysis indicated that there is no chronic homelessness problem in Auburn. Instead, homelessness is better categorized as random and temporary and is often the result of sudden dislocation caused by the loss of a job, family violence, illness, fire, or natural disasters. Therefore, the City's actions for the period covered by this Action Plan are those discussed here.

The City collaborated with other service agencies to support programs and strategies that address homeless persons and families' priority needs. During PY 2023, the City financially supported programs and services for the homeless through its CDBG Public Service funds. The City referred persons who required homelessness assistance to the Childcare Network and Unity Wellness of East Alabama Medical Center.

Addressing the emergency shelter and transitional housing needs of homeless persons

During PY 2023, the City-funded social service agencies provided financial assistance to those who lost their homes due to tragedy, utility disconnections, family separations, emergencies, etc. The City is an active member of the Balance of State Continuum of Care. The City's involvement is an area resource.

Helping low-income individuals and families avoid becoming homeless, especially extremely low-income individuals and families and those who are: likely to become homeless after being discharged from publicly funded institutions and systems of care (such as health care facilities, mental health facilities, foster care and other youth facilities, and corrections programs and institutions); and, receiving assistance from public or private agencies that address housing, health, social services, employment, education, or youth needs

During PY 2023, various public and private social service agencies provided needed services to individuals released from institutional facilities and homes. The ACSD continued to explore opportunities to coordinate with such agencies to assist extremely low-income individuals and families and those who are being discharged from publicly funded institutions and systems of care.

Helping homeless persons (especially chronically homeless individuals and families, families with children, veterans and their families, and unaccompanied youth) make the transition to permanent housing and independent living, including shortening the period of time that individuals and families experience homelessness, facilitating access for homeless individuals and families to affordable housing units, and preventing individuals and families who were recently homeless from becoming homeless again

During PY 2023, the City financially supported Unity Wellness of East Alabama Medical Center that delivered homelessness prevention assistance for displaced citizens specific to emergency assistance and assistance to those persons at risk of becoming homeless. These expenditures also included assistance with supportive services provided by local service agencies such as the Childcare Network.

CR-30 - Public Housing 91.220(h); 91.320(j)

Actions taken to address the needs of public housing

The City has worked cooperatively with the Auburn Housing Authority to address the needs of residents. In addition, the City executed subrecipient agreements in recent years with the Auburn Housing Authority (AHA) to assist AHA families (adults and children) with educational activities, transportation, and family counseling/family development.

Actions taken to encourage public housing residents to become more involved in management and participate in homeownership

In partnership with the AHA, the City made information concerning the City's affordable homeowner opportunities available to public housing residents and coordinated with public housing staff to qualify residents for homeownership. The AHA also operates the Housing Choice Voucher Program (HCV) to expand homeownership opportunities for families who are current HCV program recipients.

The AHA undertook a broad range of resident initiatives and programs, as outlined in the 2020-2024 Consolidated Plan. During PY 2023, the City supported the AHA strategies to promote public housing residents' involvement in the AHA policy development and the strategic decision-making process. The AHA encouraged residents to participate through the Resident Advisory Board, which reviews AHA's proposed Annual Plan and meets regularly with the AHA staff to receive updates on AHA's significant issues and discuss matters relating to residents' participation in governance, public housing programs, etc.

Also, AHA staff worked to promote the Family Self-Sufficiency (FSS) Program to public housing residents. The Program provides participants with job training opportunities, employment counseling, case management services, household skill training, and homeowner counseling.

Additionally, the AHA and the City worked together to prepare public housing residents to become homeowners by becoming creditworthy, establishing a good credit history, and creating personal savings.

Actions taken to provide assistance to troubled PHAs

The AHA is a high-performing PHA and does not have a troubled designation. Therefore, the City didn't need to provide financial assistance or provide other assistance to remove such designation.

CR-35 - Other Actions 91.220(j)-(k); 91.320(i)-(j)

Actions taken to remove or ameliorate the negative effects of public policies that serve as barriers to affordable housing such as land use controls, tax policies affecting land, zoning ordinances, building codes, fees and charges, growth limitations, and policies affecting the return on residential investment. 91.220 (j); 91.320 (i)

No actions were taken to remove or ameliorate the negative effects of public policies that serve as barriers to affordable housing at the local level. The City maintains a coherent zoning ordinance with the ability to change as necessary. The City's Building CODES are similar to the vast majority of Alabama cities. Fees are reasonable.

Actions taken to address obstacles to meeting underserved needs. 91.220(k); 91.320(j)

Obstacles to meeting underserved needs generally fall into the category of available resources and affordable housing options. During PY 2023, the City addressed these obstacles as follows:

Available resources

- The City continued to support applications submitted by various non-profit agencies to local, state, or federal agencies for funding to address obstacles to meeting underserved needs.
- The City researched and pursued other grant opportunities to meet the underserved needs.
- The City continued to look for opportunities to leverage entitlement funding.

Affordable housing options

- The City worked with the NAHDC to use CDBG entitlement funds to complete design and site work for their new affordable houses that are currently underway.
- The City continued to work with the AHA on its comprehensive housing strategy and resident development plan.
- The City continued to seek partnerships with other private sector providers, including financial institutions, to support the construction of affordable housing units.

Actions planned to foster and maintain affordable housing

The City continued its efforts to develop and support more affordable housing opportunities for LMI families. By coordinating with other non-profits, the City created new affordable housing opportunities in Auburn.

Actions taken to reduce lead-based paint hazards. 91.220(k); 91.320(j)

Under the Housing Rehabilitation and Repair programs, the City tests all housing units built before 1978

to determine if the unit contains lead paint. None of the houses rehabilitated by the City in PY 2023 were built before 1978 and therefore did not require testing for lead paint.

Actions taken to reduce the number of poverty-level families. 91.220(k); 91.320(j)

Most of the activities carried out with the City's allocation of CDBG funding have a positive impact on reducing the burden of poverty within the Auburn community. The City's strategy continues to direct resources toward identifying and addressing the housing needs of LMI individuals, homeless and near-homeless persons, and funding public services activities that assist poverty-level families.

The City's strategies and actions during PY 2023 to help families achieve economic and financial stability were as follows:

- Increase income through the work of the City's Economic Development Department to expand job opportunities. The City's economic development program includes recruiting new and expanding industries, assistance to existing industries and businesses, encouragement of entrepreneurial start-ups, and an innovative approach to job training and education.
- Work with the AHA, local banks, the faith-based community, and other local organizations to increase financial education, homebuyer counseling, and general financial literacy.
- Provide housing rehabilitation assistance to homeowners who do not have savings to make necessary repairs.

Actions taken to develop institutional structure. 91.220(k); 91.320(j)

The current institutional structure ensures all CDBG functions are performed in a coordinated fashion and in a manner that ensures the efficient use of resources with accomplishments. The existing institutional structure is adequate for a small CDBG program. During PY 2023, the City made no specific plans to develop additional institutional structures.

Actions taken to enhance coordination between public and private housing and social service agencies. 91.220(k); 91.320(j)

As the lead agency in the Annual Action Plan development process, the City recognizes the importance of coordinating its planning efforts with other public and private service agencies. By coordinating efforts, the City accomplished programs needed to provide decent housing, and a suitable living environment, and expand economic opportunities, particularly for LMI persons.

During PY 2023, the City continued coordination efforts as follows:

- Met regularly with non-profits and other community agencies, including the AHA, East Alabama Food Bank, United Way of Lee County (UW), Alabama Council on Human Relations (ACHR), and Lee Russell Council of Government (LRCOG), to seek their input.

- Worked closely with private developers on creating affordable housing options.
- Worked with training and employment organizations to expand employment opportunities for LMI persons.
- Worked with housing and service providers to implement strategies to address chronic homelessness and the underserved's needs.
- Worked with local businesses to provide training services for LMI persons.

Identify actions taken to overcome the effects of any impediments identified in the jurisdictions analysis of impediments to fair housing choice. 91.520(a)

During PY 2023 and Fair Housing Month, the City joined with the neighboring City of Opelika to sponsor multiple first-time homebuyer forums and fair housing awareness Zoom sessions. The Zoom sessions informed realtors, lenders, property owners, and the public at large regarding the home-buying process requirements and National Fair Housing Laws. An average of ten (10) individuals and professionals attended the Zoom meeting.

To overcome identified impediments and explain its Affordable Housing Program, the City met via Zoom with local banking officials, realtors, and mortgage company representatives. The purpose of the meetings was to encourage their continued and increased participation in the City's program and discussed any possible impediment to fair housing in Auburn. The consensus was to continue working together to identify any actions required to overcome the effects of any impediments identified.

CR-40 - Monitoring 91.220 and 91.230

Describe the standards and procedures used to monitor activities carried out in furtherance of the plan and used to ensure long-term compliance with requirements of the programs involved, including minority business outreach and the comprehensive planning requirements

The Community Services Department, the lead agency for the City of Auburn, developed a standard approach to monitoring to ensure federal funds received from HUD were used only for approved activities and administered under applicable statutory and regulatory requirements. This monitoring approach identifies potential problems in meeting functional requirements. This approach also helps to prevent fraud, waste, and mismanagement of CDBG funds.

The City executed an Agreement with each CDBG sub-recipient stating that, among other things, the sub-recipient was subject to performance monitoring at least annually following the City's established Sub-Recipient Monitoring Policy. The goal is to ensure that Consolidated Plan-related programs and activities are carried out in a timely manner in accordance with federal regulations and statutory requirements. The policy requires that the City:

1. Provide at least a ten (10) working day notice to each sub-recipient (Sub-Recipient Monitoring Notice) regarding a scheduled site monitoring visit about the CDBG-funded activity. The notice must specify the general types of documents to be reviewed or information to be collected (e.g., general information, national objective compliance, activity eligibility, quarterly reports, recordkeeping, financial management, procurement, and conflict of interest). The notice must inform the sub-recipient that it must have appropriate and responsible staff members (e.g., activity manager, financial manager) available throughout the visit.
2. Provide within twenty-one (21) days following the conclusion of the monitoring visit a written Monitoring Report to the sub-recipient. The Report identifies findings or concerns discovered due to the monitoring, specifies what corrective action must be taken, and specify any documents required to be sent to the City to demonstrate that corrective action has been taken. The Report also indicates when no findings or concerns are discovered.
3. Allow the sub-recipient twenty-one (21) days from the Monitoring Report's date to demonstrate that corrective action has been taken except that the sub-recipient may request an extension in writing. The City may agree in writing to the request for compelling reasons (e.g., illness or absence of appropriate and responsible staff during the twenty-one (21) days needed to complete the corrective action). The City will append the applicable Monitoring Checklist to each Monitoring Report sent to a sub-recipient regardless of whether findings or concerns have been identified. Once required corrective action has been taken, the City will provide a written Closeout Letter to the sub-recipient.
4. Inform the sub-recipient in the Monitoring Report that failure to take corrective action when required may terminate the sub-recipient Agreement.

Citizen Participation Plan 91.105(d); 91.115(d)

Describe the efforts to provide citizens with reasonable notice and an opportunity to comment on performance reports.

Per the City’s Citizen Participation Plan, the City ran a Public Notice in the non-legal section of a paper of local distribution, *Auburn Villager*, on July 13, 2023, notifying the public that the PY 2023 CAPER was available for review and announcing the start of a fifteen (15)-day Citizen Comment period. Copies of the CAPER were made available for inspection at the Community Services Department (Boykin Community Center), Auburn City Hall, Auburn Public Library, and on the City’s website.

No comments or requests for accommodations were received before the date this report was filed with HUD.

CR-45 - CDBG 91.520(c)

Specify the nature of, and reasons for, any changes in the jurisdiction’s program objectives and indications of how the jurisdiction would change its programs as a result of its experiences.

The City of Auburn Community Services Department made no significant changes to its program objectives from its adopted FY2023 Action Plan. A review of the year's accomplishments and ongoing community needs has led CSD to continue in FY2023 to focus on the development of affordable housing units, and supportive services that place an emphasis on homelessness prevention and youth, family, and elderly services.

Does this Jurisdiction have any open Brownfields Economic Development Initiative (BEDI) grants?

No

[BEDI grantees] Describe accomplishments and program outcomes during the last year.

CR-45 - CDBG 91.520(c)

Specify the nature of, and reasons for, any changes in the jurisdiction’s program objectives and indications of how the jurisdiction would change its programs as a result of its experiences.

The City of Auburn Community Services Department made no significant changes to its program objectives from its adopted FY2023 Action Plan. A review of the year's accomplishments and ongoing community needs has led CSD to continue in FY2023 to focus on the development of affordable housing units, and supportive services that place an emphasis on homelessness prevention and youth, family, and elderly services.

Does this Jurisdiction have any open Brownfields Economic Development Initiative (BEDI) grants?

No

[BEDI grantees] Describe accomplishments and program outcomes during the last year.

CR-58 – Section 3

Identify the number of individuals assisted and the types of assistance provided

Total Labor Hours	CDBG	HOME	ESG	HOPWA	HTF
Total Number of Activities	2	0	0	0	0
Total Labor Hours	0				
Total Section 3 Worker Hours	0				
Total Targeted Section 3 Worker Hours	0				

Table 8 – Total Labor Hours

Qualitative Efforts - Number of Activities by Program	CDBG	HOME	ESG	HOPWA	HTF
Outreach efforts to generate job applicants who are Public Housing Targeted Workers	2				
Outreach efforts to generate job applicants who are Other Funding Targeted Workers.					
Direct, on-the job training (including apprenticeships).					
Indirect training such as arranging for, contracting for, or paying tuition for, off-site training.					
Technical assistance to help Section 3 workers compete for jobs (e.g., resume assistance, coaching).					
Outreach efforts to identify and secure bids from Section 3 business concerns.					
Technical assistance to help Section 3 business concerns understand and bid on contracts.					
Division of contracts into smaller jobs to facilitate participation by Section 3 business concerns.					
Provided or connected residents with assistance in seeking employment including: drafting resumes, preparing for interviews, finding job opportunities, connecting residents to job placement services.					
Held one or more job fairs.					
Provided or connected residents with supportive services that can provide direct services or referrals.					
Provided or connected residents with supportive services that provide one or more of the following: work readiness health screenings, interview clothing, uniforms, test fees, transportation.					
Assisted residents with finding child care.					
Assisted residents to apply for, or attend community college or a four year educational institution.					
Assisted residents to apply for, or attend vocational/technical training.					
Assisted residents to obtain financial literacy training and/or coaching.					
Bonding assistance, guaranties, or other efforts to support viable bids from Section 3 business concerns.					
Provided or connected residents with training on computer use or online technologies.					
Promoting the use of a business registry designed to create opportunities for disadvantaged and small businesses.					
Outreach, engagement, or referrals with the state one-stop system, as designed in Section 121(e)(2) of the Workforce Innovation and Opportunity Act.					

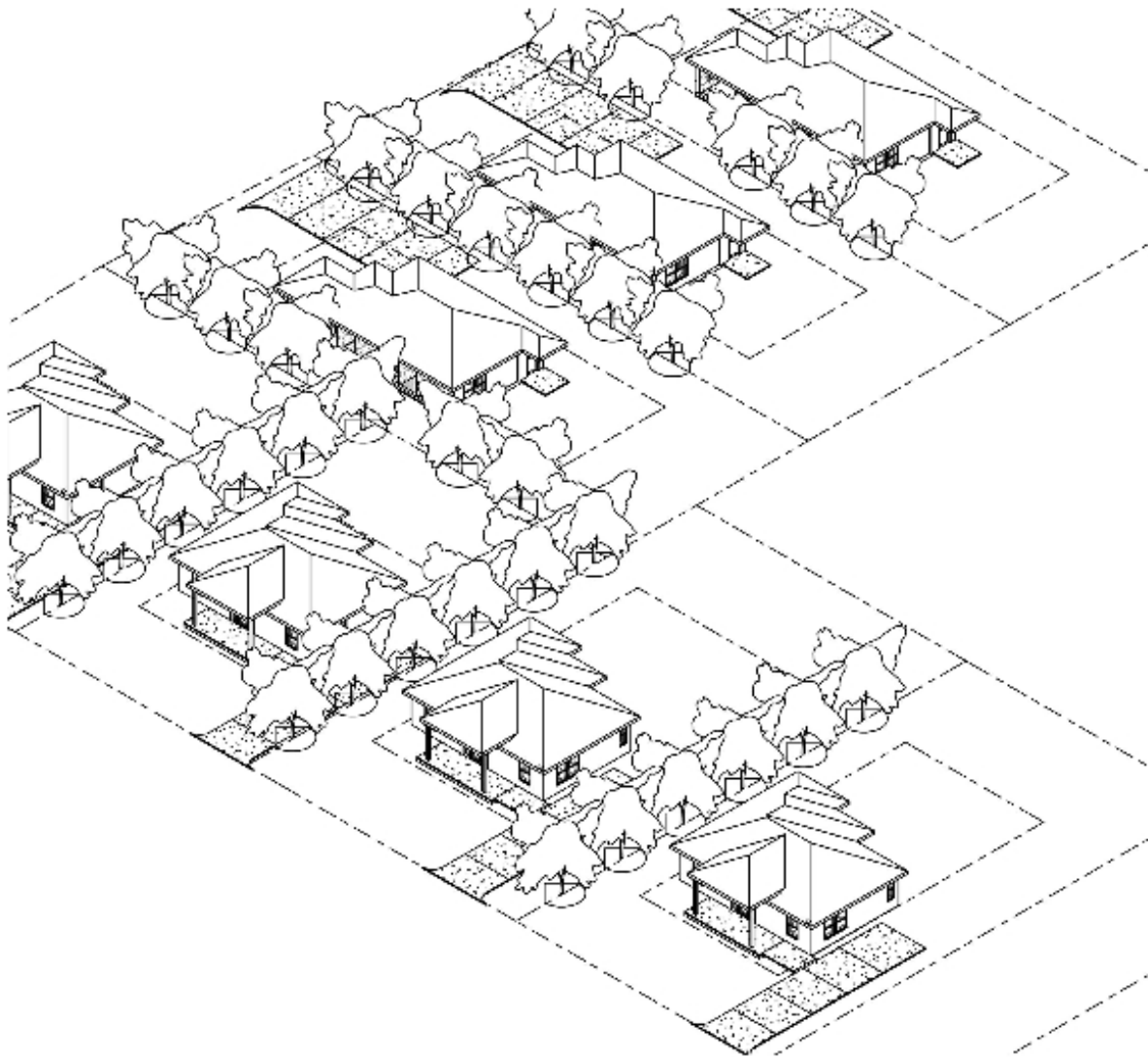
Other.					
--------	--	--	--	--	--

Table 9 – Qualitative Efforts - Number of Activities by Program

Narrative

Attachment

FY2023 CAPER Cover



CDBG PY 2023 CONSOLIDATED ANNUAL PERFORMANCE AND EVALUATION REPORT

Prepared by the Community Services Department



CDBG PY 2023 CONSOLIDATED ANNUAL PERFORMANCE AND EVALUATION REPORT

MAYOR

Ron Anders, Jr.

CITY COUNCIL

Connie Fitch Taylor.....	Ward 1
Kelley Griswold.....	Ward 2
Beth Witten, Mayor Pro Tem.....	Ward 3
Tyler Adams.....	Ward 4
Sonny Moreman.....	Ward 5
Bob Parsons.....	Ward 6
Max Coblentz.....	Ward 7
Tommy Dawson.....	Ward 8

CITY MANAGER

Megan McGowen Crouch

PLAN PREPARED BY

Community Services Department



Table of Contents

Goals and Outcomes	1
CR-05 - Goals and Outcomes – 91.520(a)	1
Racial and Ethnic Composition of Families Assisted	7
CR-10- Racial and Ethnic Composition of Families Assisted – 91.520(a)	7
Resources and Investments	8
CR-15 – Resources and Investments – 91.520(a).....	8
Affordable Housing	10
CR-20 – Affordable Housing – 91.520(b).....	10
Homeless and Other Special Needs	12
CR-25 – Homeless and Other Special Needs - 91.220(d, e); 91.320(d, e); 91.520(c).....	12
Public Housing	14
CR-30 – Public Housing - 91.220(h); 91.320(j).....	14
Other Actions	15
CR-35 – Other Actions - 91.220(j)-(k); 91.320(j)-(j)	15
Monitoring	18
CR-40 – Monitoring - 91.220; 91.320	18
CDBG	20
CR-45 – CDBG - 91.520(c)	20
Attachments	
Attachment 1 - Cover Pages, and Table of Contents	
Attachment 2 - Public Notice	
Attachment 3 - Tables, Maps and Photos	
Attachment 4 - CV-Spending Report	

List of Tables

Table 1 – Accomplishments – Program Year and Strategic Plan to Date.....3
Table 2 – Table of Assistance to Racial and Ethnic Populations by source of funds7
Table 3 – Resources Made Available.....8
Table 4 – Identify the geographic distribution and location of investments.....8
Table 11 – Number of Households.....10
Table 12 – Number of Households Supported10
Table 13 – Number of Households Served.....11

FY2023 CAPER AD

FY2023 CAPER Tables

	Office of Community Planning and Development	DATE: 05-31-24
	U.S. Department of Housing and Urban Development	TIME: 17:03
	Integrated Disbursement and Information System	PAGE: 1
	PR26 - CDBG Financial Summary Report	
	Program Year 2023 Auburn, AL	

PART I: SUMMARY OF CDBG RESOURCES

01 UNEXPENDED CDBG FUNDS AT END OF PREVIOUS PROGRAM YEAR	0.00
02 ENTITLEMENT GRANT	603,457.00
03 SURPLUS URBAN RENEWAL	0.00
04 SECTION 108 GUARANTEED LOAN FUNDS	0.00
05 CURRENT YEAR PROGRAM INCOME	492,298.75
05a CURRENT YEAR SECTION 108 PROGRAM INCOME (FOR SI TYPE)	0.00
05b FUNDS RETURNED TO THE LINE-OF-CREDIT	0.00
05c FUNDS RETURNED TO THE LOCAL CDBG ACCOUNT	0.00
07 ADJUSTMENT TO COMPUTE TOTAL AVAILABLE	0.00
08 TOTAL AVAILABLE (SUM, LINES 01-07)	1,185,755.75

PART II: SUMMARY OF CDBG EXPENDITURES

09 DISBURSEMENTS OTHER THAN SECTION 108 REPAYMENTS AND PLANNING/ADMINISTRATION	543,133.73
10 ADJUSTMENT TO COMPUTE TOTAL AMOUNT SUBJECT TO LOW/MOD BENEFIT	0.00
11 AMOUNT SUBJECT TO LOW/MOD BENEFIT (LINE 09 + LINE 10)	543,133.73
12 DISBURSED IN IDIS FOR PLANNING/ADMINISTRATION	103,094.73
13 DISBURSED IN IDIS FOR SECTION 108 REPAYMENTS	58,627.00
14 ADJUSTMENT TO COMPUTE TOTAL EXPENDITURES	0.00
15 TOTAL EXPENDITURES (SUM, LINES 11-14)	704,855.46
16 UNEXPENDED BALANCE (LINE 08 - LINE 15)	480,900.29

PART III: LOW/MOD BENEFIT THIS REPORTING PERIOD

17 EXPENDED FOR LOW/MOD HOUSING IN SPECIAL AREAS	0.00
18 EXPENDED FOR LOW/MOD MULTI-UNIT HOUSING	0.00
19 DISBURSED FOR OTHER LOW/MOD ACTIVITIES	543,133.73
20 ADJUSTMENT TO COMPUTE TOTAL LOW/MOD CREDIT	0.00
21 TOTAL LOW/MOD CREDIT (SUM, LINES 17-20)	543,133.73
22 PERCENT LOW/MOD CREDIT (LINE 21/LINE 11)	100.00%

LOW/MOD BENEFIT FOR MULTI-YEAR CERTIFICATIONS

23 PROGRAM YEARS(PY) COVERED IN CERTIFICATION	PY: PY: PY:
24 CUMULATIVE NET EXPENDITURES SUBJECT TO LOW/MOD BENEFIT CALCULATION	0.00
25 CUMULATIVE EXPENDITURES BENEFITING LOW/MOD PERSONS	0.00
26 PERCENT BENEFIT TO LOW/MOD PERSONS (LINE 25/LINE 24)	0.00%

PART IV: PUBLIC SERVICE (PS) CAP CALCULATIONS

27 DISBURSED IN IDIS FOR PUBLIC SERVICES	104,718.54
28 PS UNLIQUIDATED OBLIGATIONS AT END OF CURRENT PROGRAM YEAR	0.00
29 PS UNLIQUIDATED OBLIGATIONS AT END OF PREVIOUS PROGRAM YEAR	0.00
30 ADJUSTMENT TO COMPUTE TOTAL PS OBLIGATIONS	0.00
31 TOTAL PS OBLIGATIONS (LINE 27 + LINE 28 - LINE 29 + LINE 30)	104,718.54
32 ENTITLEMENT GRANT	603,457.00
33 PRIOR YEAR PROGRAM INCOME	494,523.55
34 ADJUSTMENT TO COMPUTE TOTAL SUBJECT TO PS CAP	0.00
35 TOTAL SUBJECT TO PS CAP (SUM, LINES 32-34)	1,187,980.55
36 PERCENT FUNDS OBLIGATED FOR PS ACTIVITIES (LINE 31/LINE 35)	8.81%

PART V: PLANNING AND ADMINISTRATION (PA) CAP

37 DISBURSED IN IDIS FOR PLANNING/ADMINISTRATION	103,094.73
38 PA UNLIQUIDATED OBLIGATIONS AT END OF CURRENT PROGRAM YEAR	0.00
39 PA UNLIQUIDATED OBLIGATIONS AT END OF PREVIOUS PROGRAM YEAR	0.00
40 ADJUSTMENT TO COMPUTE TOTAL PA OBLIGATIONS	0.00
41 TOTAL PA OBLIGATIONS (LINE 37 + LINE 38 - LINE 39 +LINE 40)	103,094.73
42 ENTITLEMENT GRANT	603,457.00
43 CURRENT YEAR PROGRAM INCOME	492,298.75
44 ADJUSTMENT TO COMPUTE TOTAL SUBJECT TO PA CAP	0.00
45 TOTAL SUBJECT TO PA CAP (SUM, LINES 42-44)	1,185,755.75
46 PERCENT FUNDS OBLIGATED FOR PA ACTIVITIES (LINE 41/LINE 45)	8.69%



LINE 17 DETAIL: ACTIVITIES TO CONSIDER IN DETERMINING THE AMOUNT TO ENTER ON LINE 17

No data returned for this view. This might be because the applied filter excludes all data.

LINE 18 DETAIL: ACTIVITIES TO CONSIDER IN DETERMINING THE AMOUNT TO ENTER ON LINE 18

No data returned for this view. This might be because the applied filter excludes all data.

LINE 19 DETAIL: ACTIVITIES INCLUDED IN THE COMPUTATION OF LINE 19

Plan Year	IDIS Project	IDIS Activity	Voucher Number	Activity Name	Matrix Code	National Objective	Drawn Amount
2021	6	984	6858404	UNITY WELLNESS HOMELESS ASSISTANCE	03T	LWC	\$82.00
2023	3	1052	6846427	Assistance to Persons Affected by HIV/AIDS - Unity Wellness	03T	LWC	\$4,708.16
2023	3	1052	6847334	Assistance to Persons Affected by HIV/AIDS - Unity Wellness	03T	LWC	\$925.00
2023	3	1052	6850638	Assistance to Persons Affected by HIV/AIDS - Unity Wellness	03T	LWC	\$2,507.75
2023	3	1052	6871122	Assistance to Persons Affected by HIV/AIDS - Unity Wellness	03T	LWC	\$951.10
2023	3	1052	6882632	Assistance to Persons Affected by HIV/AIDS - Unity Wellness	03T	LWC	\$955.24
					03T	Matrix Code	\$9,839.25
2023	6	1060	6894967	Boykin Community Center HVAC Equipment Upgrade	03Z	LNUFI	\$57,280.95
					03Z	Matrix Code	\$57,280.95
2022	5	1006	6799541	East Alabama Food Bank - Senior Brown Bag	05A	LWC	\$1,290.21
2022	5	1006	6852539	East Alabama Food Bank - Senior Brown Bag	05A	LWC	\$1,234.39
2023	5	1059	6871122	East Alabama Food Bank - Senior Brown Bag	05A	LWC	\$1,264.85
2023	5	1059	6888838	East Alabama Food Bank - Senior Brown Bag	05A	LWC	\$1,246.46
					05A	Matrix Code	\$5,035.91
2022	4	1003	6876444	Auburn Day Care Center, Inc.	05D	LWC	\$2,429.77
2022	4	1004	6799541	Joyland Child Development Center	05D	LWC	\$931.38
2022	4	1004	6809893	Joyland Child Development Center	05D	LWC	\$1,527.79
2022	4	1004	6852539	Joyland Child Development Center	05D	LWC	\$2,078.29
2022	4	1004	6871923	Joyland Child Development Center	05D	LWC	\$3,065.59
2022	4	1005	6794025	Esperanza House - After School Program	05D	LWC	\$6,176.92
2022	4	1005	6809893	Esperanza House - After School Program	05D	LWC	\$155.23
2023	4	1053	6846427	Sports Voucher	05D	LWC	\$2,000.00
2023	4	1054	6809890	I Am My Brother's Keeper	05D	LWC	\$7,357.97
2023	4	1054	6881021	I Am My Brother's Keeper	05D	LWC	\$2,642.03
2023	4	1055	6847334	True Deliverance Youth Development Program	05D	LWC	\$3,925.82
2023	4	1055	6881021	True Deliverance Youth Development Program	05D	LWC	\$2,438.53
2023	4	1055	6891577	True Deliverance Youth Development Program	05D	LWC	\$1,700.00
2023	4	1056	6888838	Boys and Girls Club of East Alabama	05D	LWC	\$4,469.25
2023	4	1057	6809890	Esperanza House - After School Program	05D	LWC	\$4,016.27
2023	4	1057	6846427	Esperanza House - After School Program	05D	LWC	\$3,260.00
2023	4	1057	6873511	Esperanza House - After School Program	05D	LWC	\$2,723.73
2023	4	1058	6881021	Auburn Housing Authority	05D	LWC	\$1,300.00
2023	4	1058	6888838	Auburn Housing Authority	05D	LWC	\$6,950.00
					05D	Matrix Code	\$59,148.57
2019	8	868	6868975	Auburn Daycare Center-Youth Services	05L	LWC	\$176.88
					05L	Matrix Code	\$176.88
2023	3	1049	6846427	Rental Assistance	05Q	LWC	\$1,950.00
2023	3	1049	6847334	Rental Assistance	05Q	LWC	\$1,650.00
2023	3	1049	6850638	Rental Assistance	05Q	LWC	\$450.00
2023	3	1049	6859705	Rental Assistance	05Q	LWC	\$300.00
2023	3	1049	6860838	Rental Assistance	05Q	LWC	\$900.00
2023	3	1050	6846427	Utility Assistance	05Q	LWC	\$5,183.16
2023	3	1050	6847334	Utility Assistance	05Q	LWC	\$2,459.91
2023	3	1050	6850638	Utility Assistance	05Q	LWC	\$300.00
2023	3	1050	6860838	Utility Assistance	05Q	LWC	\$762.90
2023	3	1050	6871122	Utility Assistance	05Q	LWC	\$210.00
					05Q	Matrix Code	\$14,165.97
2022	1	991	6809893	Homeownership Assistance	05R	LWH	\$5,868.00
					05R	Matrix Code	\$5,868.00



Office of Community Planning and Development
 U.S. Department of Housing and Urban Development
 Integrated Disbursement and Information System
 PR26 - CDBG Financial Summary Report
 Program Year 2023
 Auburn, AL

DATE: 05-31-24
 TIME: 17:03
 PAGE: 3

Plan Year	IDIS Project	IDIS Activity	Voucher Number	Activity Name	Matrix Code	National Objective	Drawn Amount
2022	3	1001	6788163	Emergency Homeless Assistance	05Z	LWC	\$677.56
2023	3	1048	6846427	Emergency Homeless Assistance	05Z	LWC	\$2,992.51
2023	3	1048	6847334	Emergency Homeless Assistance	05Z	LWC	\$2,054.34
2023	3	1048	6850638	Emergency Homeless Assistance	05Z	LWC	\$2,345.87
2023	3	1048	6860838	Emergency Homeless Assistance	05Z	LWC	\$1,661.10
2023	3	1048	6871122	Emergency Homeless Assistance	05Z	LWC	\$577.43
2023	3	1048	6886005	Emergency Homeless Assistance	05Z	LWC	\$85.88
2023	3	1048	6899399	Emergency Homeless Assistance	05Z	LWC	\$89.27
							\$10,483.96
2018	9	805	6810709	Housing New Construction	12	LWH	\$20,000.00
2019	3	858	6783285	NAHDC- New Construction	12	LWH	\$26,360.00
2019	3	858	6788154	NAHDC- New Construction	12	LWH	\$8,649.00
2019	3	858	6794028	NAHDC- New Construction	12	LWH	\$33,805.00
2019	3	858	6799542	NAHDC- New Construction	12	LWH	\$18,392.00
2020	1	916	6799544	NAHDC- New Construction	12	LWH	\$10,122.00
2020	1	916	6809894	NAHDC- New Construction	12	LWH	\$19,647.00
2020	1	916	6858328	NAHDC- New Construction	12	LWH	\$45,870.00
2023	1	1043	6846427	New Housing Construction	12	LWH	\$19,710.60
							\$202,555.60
2023	1	1045	6809890	Homeownership Assistance	13B	LWH	\$3,132.00
							\$3,132.00
2021	2	966	6882612	HOUSING REHAB-ARM	14A	LWH	\$5,000.00
2022	2	996	6882616	Housing Rehabilitation - Alabama Rural Ministry	14A	LWH	\$3,040.77
2022	2	996	6885900	Housing Rehabilitation - Alabama Rural Ministry	14A	LWH	\$5,545.10
2023	2	1042	6847334	Housing Rehabilitation - Presbyterian Community Ministry	14A	LWH	\$10,965.00
2023	2	1042	6873511	Housing Rehabilitation - Presbyterian Community Ministry	14A	LWH	\$14,035.00
							\$38,585.87
2019	10	853	6868975	Housing Services-Professional Services	14H	LWA	\$555.00
2022	2	994	6799541	Housing Professional Services	14H	LWC	\$786.25
2022	2	994	6852502	Housing Professional Services	14H	LWC	\$185.00
2023	2	1040	6804066	Housing Services - Salaries	14H	LWH	\$4,303.20
2023	2	1040	6804093	Housing Services - Salaries	14H	LWH	\$7,858.96
2023	2	1040	6811259	Housing Services - Salaries	14H	LWH	\$4,346.05
2023	2	1040	6823875	Housing Services - Salaries	14H	LWH	\$7,416.36
2023	2	1040	6846759	Housing Services - Salaries	14H	LWH	\$16,534.53
2023	2	1040	6857385	Housing Services - Salaries	14H	LWH	\$8,547.27
2023	2	1040	6855855	Housing Services - Salaries	14H	LWH	\$7,915.92
2023	2	1040	6876253	Housing Services - Salaries	14H	LWH	\$7,472.27
2023	2	1040	6884395	Housing Services - Salaries	14H	LWH	\$7,700.33
2023	2	1040	6898103	Housing Services - Salaries	14H	LWH	\$2,178.06
2023	2	1041	6846427	Housing Professional Services	14H	LWH	\$1,025.50
2023	2	1041	6847334	Housing Professional Services	14H	LWH	\$185.00
2023	2	1041	6873511	Housing Professional Services	14H	LWH	\$46.25
2023	2	1041	6881021	Housing Professional Services	14H	LWH	\$1,202.50
2023	2	1041	6891577	Housing Professional Services	14H	LWH	\$370.00
							\$78,628.45
2019	3	857	6788154	NAHDC Capacity Building	19C	LWH	\$546.00
2019	3	857	6794028	NAHDC Capacity Building	19C	LWH	\$3,519.14
2019	3	857	6799542	NAHDC Capacity Building	19C	LWH	\$49.14
2020	1	917	6788159	NAHDC Capacity Building	19C	LWH	\$59.98
2020	1	917	6809894	NAHDC Capacity Building	19C	LWH	\$6,870.00
2020	1	917	6858328	NAHDC Capacity Building	19C	LWH	\$49.14
2020	1	917	6891568	NAHDC Capacity Building	19C	LWH	\$7,200.00
2020	1	917	6897268	NAHDC Capacity Building	19C	LWH	\$8,145.00
2022	1	992	6788163	NAHDC Capacity Building	19C	LWC	\$1,894.02
2023	1	1044	6846427	NAHDC Capacity Building	19C	LWH	\$2,560.00
2023	1	1044	6847334	NAHDC Capacity Building	19C	LWH	\$4,839.89
2023	1	1044	6850638	NAHDC Capacity Building	19C	LWH	\$2,500.00
2023	1	1044	6873511	NAHDC Capacity Building	19C	LWH	\$5,000.00
2023	1	1044	6882632	NAHDC Capacity Building	19C	LWH	\$7,500.00
2023	1	1044	6891577	NAHDC Capacity Building	19C	LWH	\$5,000.00
2023	1	1044	6899399	NAHDC Capacity Building	19C	LWH	\$2,500.00
							\$58,232.31
Total							\$543,133.73

LINE 27 DETAIL: ACTIVITIES INCLUDED IN THE COMPUTATION OF LINE 27



Office of Community Planning and Development
 U.S. Department of Housing and Urban Development
 Integrated Disbursement and Information System
 PR26 - CDBG Financial Summary Report
 Program Year 2023
 Auburn, AL

DATE: 05-31-24
 TIME: 17:03
 PAGE: 4

Plan Year	IDIS Project	IDIS Activity	Voucher Number	Activity to prevent, prepare for, and respond to Coronavirus	Activity Name	Grant Number	Fund Type	Matrix Code	National Objective	Drawn Amount
2021	6	984	6858404	No	UNITY WELLNESS HOMELESS ASSISTANCE	B23MC010013	PI	03T	LWC	\$92.00
2023	3	1052	6846427	No	Assistance to Persons Affected by HIV/AIDS - Unity Wellness	B23MC010013	PI	03T	LWC	\$4,708.16
2023	3	1052	6847334	No	Assistance to Persons Affected by HIV/AIDS - Unity Wellness	B23MC010013	PI	03T	LWC	\$925.00
2023	3	1052	6850638	No	Assistance to Persons Affected by HIV/AIDS - Unity Wellness	B23MC010013	PI	03T	LWC	\$2,507.75
2023	3	1052	6871122	No	Assistance to Persons Affected by HIV/AIDS - Unity Wellness	B23MC010013	PI	03T	LWC	\$951.10
2023	3	1052	6882632	No	Assistance to Persons Affected by HIV/AIDS - Unity Wellness	B23MC010013	PI	03T	LWC	\$955.24
								03T	Matrix Code	\$9,839.25
2022	5	1006	6799541	No	East Alabama Food Bank - Senior Brown Bag	B23MC010013	PI	05A	LWC	\$1,290.21
2022	5	1006	6852539	No	East Alabama Food Bank - Senior Brown Bag	B23MC010013	PI	05A	LWC	\$1,234.39
2023	5	1059	6871122	No	East Alabama Food Bank - Senior Brown Bag	B23MC010013	PI	05A	LWC	\$1,264.85
2023	5	1059	6888838	No	East Alabama Food Bank - Senior Brown Bag	B23MC010013	PI	05A	LWC	\$1,246.46
								05A	Matrix Code	\$5,035.91
2022	4	1003	6876444	No	Auburn Day Care Center, Inc.	B23MC010013	PI	05D	LWC	\$2,429.77
2022	4	1004	6799541	No	Joyland Child Development Center	B23MC010013	EN	05D	LWC	\$757.62
2022	4	1004	6799541	No	Joyland Child Development Center	B23MC010013	PI	05D	LWC	\$173.76
2022	4	1004	6809893	No	Joyland Child Development Center	B23MC010013	EN	05D	LWC	\$1,527.79
2022	4	1004	6852539	No	Joyland Child Development Center	B23MC010013	PI	05D	LWC	\$2,078.29
2022	4	1004	6871923	No	Joyland Child Development Center	B23MC010013	PI	05D	LWC	\$3,065.59
2022	4	1005	6794025	No	Esperanza House - After School Program	B23MC010013	EN	05D	LWC	\$2,954.43
2022	4	1005	6794025	No	Esperanza House - After School Program	B23MC010013	PI	05D	LWC	\$3,222.49
2022	4	1005	6809893	No	Esperanza House - After School Program	B23MC010013	EN	05D	LWC	\$155.23
2023	4	1053	6846427	No	Sports Voucher	B23MC010013	PI	05D	LWC	\$2,000.00
2023	4	1054	6809890	No	I Am My Brother's Keeper	B23MC010013	EN	05D	LWC	\$7,357.97
2023	4	1054	6881021	No	I Am My Brother's Keeper	B23MC010013	PI	05D	LWC	\$2,642.03
2023	4	1055	6847334	No	True Deliverance Youth Development Program	B23MC010013	PI	05D	LWC	\$3,925.82
2023	4	1055	6881021	No	True Deliverance Youth Development Program	B23MC010013	PI	05D	LWC	\$2,438.53
2023	4	1055	6891577	No	True Deliverance Youth Development Program	B23MC010013	PI	05D	LWC	\$1,700.00
2023	4	1056	6888838	No	Boys and Girls Club of East Alabama	B23MC010013	PI	05D	LWC	\$4,469.25
2023	4	1057	6809890	No	Esperanza House - After School Program	B23MC010013	EN	05D	LWC	\$4,016.27
2023	4	1057	6846427	No	Esperanza House - After School Program	B23MC010013	PI	05D	LWC	\$3,260.00
2023	4	1057	6873511	No	Esperanza House - After School Program	B23MC010013	PI	05D	LWC	\$2,723.73
2023	4	1058	6881021	No	Auburn Housing Authority	B23MC010013	PI	05D	LWC	\$1,300.00
2023	4	1058	6888838	No	Auburn Housing Authority	B23MC010013	PI	05D	LWC	\$6,950.00
								05D	Matrix Code	\$59,148.57
2019	8	068	6868975	No	Auburn Daycare Center-Youth Services	B23MC010013	PI	05L	LWC	\$176.88
								05L	Matrix Code	\$176.88
2023	3	1049	6846427	No	Rental Assistance	B23MC010013	PI	05Q	LWC	\$1,950.00
2023	3	1049	6847334	No	Rental Assistance	B23MC010013	PI	05Q	LWC	\$1,650.00
2023	3	1049	6850638	No	Rental Assistance	B23MC010013	PI	05Q	LWC	\$450.00
2023	3	1049	6859705	No	Rental Assistance	B23MC010013	PI	05Q	LWC	\$300.00
2023	3	1049	6860838	No	Rental Assistance	B23MC010013	PI	05Q	LWC	\$900.00
2023	3	1050	6846427	No	Utility Assistance	B23MC010013	PI	05Q	LWC	\$5,183.16
2023	3	1050	6847334	No	Utility Assistance	B23MC010013	PI	05Q	LWC	\$2,459.91
2023	3	1050	6850638	No	Utility Assistance	B23MC010013	PI	05Q	LWC	\$300.00
2023	3	1050	6860838	No	Utility Assistance	B23MC010013	PI	05Q	LWC	\$762.90
2023	3	1050	6871122	No	Utility Assistance	B23MC010013	PI	05Q	LWC	\$210.00
								05Q	Matrix Code	\$14,165.97
2022	1	991	6809893	No	Homeownership Assistance	B22MC010013	EN	05R	LWH	\$5,868.00
								05R	Matrix Code	\$5,868.00
2022	3	1001	6788163	No	Emergency Homeless Assistance	B22MC010013	EN	05Z	LWC	\$677.56
2023	3	1048	6846427	No	Emergency Homeless Assistance	B23MC010013	PI	05Z	LWC	\$2,892.51
2023	3	1048	6847334	No	Emergency Homeless Assistance	B23MC010013	PI	05Z	LWC	\$2,054.34
2023	3	1048	6850638	No	Emergency Homeless Assistance	B23MC010013	PI	05Z	LWC	\$2,345.87
2023	3	1048	6860838	No	Emergency Homeless Assistance	B23MC010013	PI	05Z	LWC	\$1,661.10
2023	3	1048	6871122	No	Emergency Homeless Assistance	B23MC010013	PI	05Z	LWC	\$577.43
2023	3	1048	6886005	No	Emergency Homeless Assistance	B23MC010013	PI	05Z	LWC	\$85.88
2023	3	1048	6899399	No	Emergency Homeless Assistance	B23MC010013	PI	05Z	LWC	\$89.27
								05Z	Matrix Code	\$10,483.96
Total				No	Activity to prevent, prepare for, and respond to Coronavirus					\$104,718.54

LINE 37 DETAIL: ACTIVITIES INCLUDED IN THE COMPUTATION OF LINE 37

Plan Year	IDIS Project	IDIS Activity	Voucher Number	Activity Name	Matrix Code	National Objective	Drawn Amount
2023	8	1027	6804066	Salaries and Wages	21A		\$8,456.03
2023	8	1027	6804093	Salaries and Wages	21A		\$5,728.66



Office of Community Planning and Development
 U.S. Department of Housing and Urban Development
 Integrated Disbursement and Information System
 PR26 - CDBG Financial Summary Report
 Program Year 2023
 Auburn , AL

DATE: 05-31-24
 TIME: 17:03
 PAGE: 5

Plan Year	IDIS Project	IDIS Activity	Voucher Number	Activity Name	Matrix Code	National Objective	Drawn Amount
2023	8	1027	6811259	Salaries and Wages	21A		\$8,486.80
2023	8	1027	6823875	Salaries and Wages	21A		\$6,067.99
2023	8	1027	6846759	Salaries and Wages	21A		\$11,543.21
2023	8	1027	6857848	Salaries and Wages	21A		\$5,861.68
2023	8	1027	6865855	Salaries and Wages	21A		\$6,200.37
2023	8	1027	6876253	Salaries and Wages	21A		\$6,581.43
2023	8	1027	6884355	Salaries and Wages	21A		\$6,370.13
2023	8	1027	6898103	Salaries and Wages	21A		\$10,728.80
2023	8	1028	6804066	Social Security	21A		\$868.97
2023	8	1028	6804093	Social Security	21A		\$419.05
2023	8	1028	6811259	Social Security	21A		\$827.49
2023	8	1028	6823875	Social Security	21A		\$443.98
2023	8	1028	6846759	Social Security	21A		\$843.22
2023	8	1028	6857385	Social Security	21A		\$428.63
2023	8	1028	6865855	Social Security	21A		\$422.30
2023	8	1028	6876253	Social Security	21A		\$451.22
2023	8	1028	6884355	Social Security	21A		\$435.18
2023	8	1028	6898103	Social Security	21A		\$765.70
2023	8	1029	6804066	Retirement	21A		\$1,039.24
2023	8	1029	6804093	Retirement	21A		\$705.35
2023	8	1029	6811259	Retirement	21A		\$1,043.02
2023	8	1029	6823875	Retirement	21A		\$745.76
2023	8	1029	6846759	Retirement	21A		\$1,434.82
2023	8	1029	6857385	Retirement	21A		\$728.61
2023	8	1029	6865855	Retirement	21A		\$770.71
2023	8	1029	6876253	Retirement	21A		\$818.07
2023	8	1029	6884355	Retirement	21A		\$791.81
2023	8	1029	6898103	Retirement	21A		\$1,333.58
2023	8	1030	6804066	Health Insurance	21A		\$874.43
2023	8	1030	6804093	Health Insurance	21A		\$577.40
2023	8	1030	6811259	Health Insurance	21A		\$766.30
2023	8	1030	6823875	Health Insurance	21A		\$601.20
2023	8	1030	6846759	Health Insurance	21A		\$1,136.35
2023	8	1030	6857385	Health Insurance	21A		\$553.55
2023	8	1030	6865855	Health Insurance	21A		\$586.85
2023	8	1030	6876253	Health Insurance	21A		\$610.10
2023	8	1030	6884355	Health Insurance	21A		\$598.20
2023	8	1030	6898103	Health Insurance	21A		\$896.35
2023	8	1031	6804066	Life Insurance	21A		\$17.64
2023	8	1031	6804093	Life Insurance	21A		\$14.29
2023	8	1031	6811259	Life Insurance	21A		\$20.81
2023	8	1031	6823875	Life Insurance	21A		\$15.11
2023	8	1031	6846759	Life Insurance	21A		\$27.95
2023	8	1031	6857385	Life Insurance	21A		\$13.47
2023	8	1031	6865855	Life Insurance	21A		\$22.62
2023	8	1031	6876253	Life Insurance	21A		\$23.89
2023	8	1031	6884355	Life Insurance	21A		\$23.23
2023	8	1031	6898103	Life Insurance	21A		\$39.09
2023	8	1032	6809890	Telephone	21A		\$85.52
2023	8	1032	6846427	Telephone	21A		\$257.02
2023	8	1032	6847334	Telephone	21A		\$85.82
2023	8	1032	6850638	Telephone	21A		\$85.82
2023	8	1032	6860838	Telephone	21A		\$85.84
2023	8	1032	6873511	Telephone	21A		\$85.84
2023	8	1032	6881021	Telephone	21A		\$85.84
2023	8	1032	6891577	Telephone	21A		\$85.78
2023	8	1033	6871122	Conference and Training	21A		\$411.25
2023	8	1034	6809890	Membership and Subscription	21A		\$162.00
2023	8	1034	6882632	Membership and Subscription	21A		\$940.00
2023	8	1035	6847334	Advertisement	21A		\$268.80
2023	8	1035	6850638	Advertisement	21A		\$318.50
2023	8	1035	6871122	Advertisement	21A		\$480.20
2023	8	1035	6873511	Advertisement	21A		\$857.50
2023	8	1036	6871122	Office Supplies	21A		\$256.39
2023	8	1036	6882632	Office Supplies	21A		\$222.28
2023	8	1037	6823875	Postage	21A		\$17.64
2023	8	1037	6857385	Postage	21A		\$33.30
2023	8	1037	6876253	Postage	21A		\$1.27
2023	8	1037	6884355	Postage	21A		\$20.31
2023	8	1037	6898103	Postage	21A		\$1.28
2023	8	1038	6823875	Fuel	21A		\$34.08



Office of Community Planning and Development
U.S. Department of Housing and Urban Development
Integrated Disbursement and Information System
PR26 - CDBG Financial Summary Report
Program Year 2023
Auburn, AL

DATE: 05-31-24
TIME: 17:03
PAGE: 6

Plan Year	IDIS Project	IDIS Activity	Voucher Number	Activity Name	Matrix Code	National Objective	Drawn Amount		
2023	8	1038	6857385	Fuel	21A		\$58.12		
2023	8	1038	6876253	Fuel	21A		\$30.94		
2023	8	1038	6896103	Fuel	21A		\$32.65		
Total							21A	Matrix Code	\$103,094.73
									\$103,094.73



PART I: SUMMARY OF CDBG RESOURCES

01 UNEXPENDED CDBG FUNDS AT END OF PREVIOUS PROGRAM YEAR	0.00
02 ENTITLEMENT GRANT	693,457.00
03 SURPLUS URBAN RENEWAL	0.00
04 SECTION 108 GUARANTEED LOAN FUNDS	0.00
05 CURRENT YEAR PROGRAM INCOME	492,298.75
05a CURRENT YEAR SECTION 108 PROGRAM INCOME (FOR SI TYPE)	0.00
06 FUNDS RETURNED TO THE LINE-OF-CREDIT	0.00
06a FUNDS RETURNED TO THE LOCAL CDBG ACCOUNT	0.00
07 ADJUSTMENT TO COMPUTE TOTAL AVAILABLE	0.00
08 TOTAL AVAILABLE (SUM, LINES 01-07)	1,185,755.75

PART II: SUMMARY OF CDBG EXPENDITURES

09 DISBURSEMENTS OTHER THAN SECTION 108 REPAYMENTS AND PLANNING/ADMINISTRATION	543,133.73
10 ADJUSTMENT TO COMPUTE TOTAL AMOUNT SUBJECT TO LOW/MOD BENEFIT	0.00
11 AMOUNT SUBJECT TO LOW/MOD BENEFIT (LINE 09 + LINE 10)	543,133.73
12 DISBURSED IN IDIS FOR PLANNING/ADMINISTRATION	103,094.73
13 DISBURSED IN IDIS FOR SECTION 108 REPAYMENTS	58,627.00
14 ADJUSTMENT TO COMPUTE TOTAL EXPENDITURES	0.00
15 TOTAL EXPENDITURES (SUM, LINES 11-14)	704,855.46
16 UNEXPENDED BALANCE (LINE 08 - LINE 15)	480,900.29

PART III: LOW/MOD BENEFIT THIS REPORTING PERIOD

17 EXPENDED FOR LOW/MOD HOUSING IN SPECIAL AREAS	0.00
18 EXPENDED FOR LOW/MOD MULTI-UNIT HOUSING	0.00
19 DISBURSED FOR OTHER LOW/MOD ACTIVITIES	543,133.73
20 ADJUSTMENT TO COMPUTE TOTAL LOW/MOD CREDIT	0.00
21 TOTAL LOW/MOD CREDIT (SUM, LINES 17-20)	543,133.73
22 PERCENT LOW/MOD CREDIT (LINE 21/LINE 11)	100.00%

LOW/MOD BENEFIT FOR MULTI-YEAR CERTIFICATIONS

23 PROGRAM YEARS(PY) COVERED IN CERTIFICATION	PY: PY: PY:
24 CUMULATIVE NET EXPENDITURES SUBJECT TO LOW/MOD BENEFIT CALCULATION	0.00
25 CUMULATIVE EXPENDITURES BENEFITING LOW/MOD PERSONS	0.00
26 PERCENT BENEFIT TO LOW/MOD PERSONS (LINE 25/LINE 24)	0.00%

PART IV: PUBLIC SERVICE (PS) CAP CALCULATIONS

27 DISBURSED IN IDIS FOR PUBLIC SERVICES	104,718.54
28 PS UNLIQUIDATED OBLIGATIONS AT END OF CURRENT PROGRAM YEAR	0.00
29 PS UNLIQUIDATED OBLIGATIONS AT END OF PREVIOUS PROGRAM YEAR	0.00
30 ADJUSTMENT TO COMPUTE TOTAL PS OBLIGATIONS	0.00
31 TOTAL PS OBLIGATIONS (LINE 27 + LINE 28 - LINE 29 + LINE 30)	104,718.54
32 ENTITLEMENT GRANT	693,457.00
33 PRIOR YEAR PROGRAM INCOME	494,523.55
34 ADJUSTMENT TO COMPUTE TOTAL SUBJECT TO PS CAP	0.00
35 TOTAL SUBJECT TO PS CAP (SUM, LINES 32-34)	1,187,980.55
36 PERCENT FUNDS OBLIGATED FOR PS ACTIVITIES (LINE 31/LINE 35)	8.81%

PART V: PLANNING AND ADMINISTRATION (PA) CAP

37 DISBURSED IN IDIS FOR PLANNING/ADMINISTRATION	103,094.73
38 PA UNLIQUIDATED OBLIGATIONS AT END OF CURRENT PROGRAM YEAR	0.00
39 PA UNLIQUIDATED OBLIGATIONS AT END OF PREVIOUS PROGRAM YEAR	0.00
40 ADJUSTMENT TO COMPUTE TOTAL PA OBLIGATIONS	0.00
41 TOTAL PA OBLIGATIONS (LINE 37 + LINE 38 - LINE 39 +LINE 40)	103,094.73
42 ENTITLEMENT GRANT	693,457.00
43 CURRENT YEAR PROGRAM INCOME	492,298.75
44 ADJUSTMENT TO COMPUTE TOTAL SUBJECT TO PA CAP	0.00
45 TOTAL SUBJECT TO PA CAP (SUM, LINES 42-44)	1,185,755.75
46 PERCENT FUNDS OBLIGATED FOR PA ACTIVITIES (LINE 41/LINE 45)	8.69%



LINE 17 DETAIL: ACTIVITIES TO CONSIDER IN DETERMINING THE AMOUNT TO ENTER ON LINE 17

No data returned for this view. This might be because the applied filter excludes all data.

LINE 18 DETAIL: ACTIVITIES TO CONSIDER IN DETERMINING THE AMOUNT TO ENTER ON LINE 18

No data returned for this view. This might be because the applied filter excludes all data.

LINE 19 DETAIL: ACTIVITIES INCLUDED IN THE COMPUTATION OF LINE 19

Plan Year	IDIS Project	IDIS Activity	Voucher Number	Activity Name	Matrix Code	National Objective	Drawn Amount
2021	6	984	6858404	UNITY WELLNESS HOMELESS ASSISTANCE	03T	LMC	\$92.00
2023	3	1052	6846427	Assistance to Persons Affected by HIV/AIDS - Unity Wellness	03T	LMC	\$4,708.16
2023	3	1052	6847334	Assistance to Persons Affected by HIV/AIDS - Unity Wellness	03T	LMC	\$925.00
2023	3	1052	6850638	Assistance to Persons Affected by HIV/AIDS - Unity Wellness	03T	LMC	\$2,507.75
2023	3	1052	6871122	Assistance to Persons Affected by HIV/AIDS - Unity Wellness	03T	LMC	\$951.10
2023	3	1052	6882632	Assistance to Persons Affected by HIV/AIDS - Unity Wellness	03T	LMC	\$655.24
					03T	Matrix Code	\$9,839.25
2023	6	1060	6894967	Boykin Community Center HVAC Equipment Upgrade	03Z	LMUFI	\$57,280.96
					03Z	Matrix Code	\$57,280.96
2022	5	1006	6799541	East Alabama Food Bank - Senior Brown Bag	05A	LMC	\$1,290.21
2022	5	1006	6852539	East Alabama Food Bank - Senior Brown Bag	05A	LMC	\$1,234.39
2023	5	1059	6871122	East Alabama Food Bank - Senior Brown Bag	05A	LMC	\$1,264.85
2023	5	1059	6888838	East Alabama Food Bank - Senior Brown Bag	05A	LMC	\$1,246.46
					05A	Matrix Code	\$5,035.91
2022	4	1003	6876444	Auburn Day Care Center, Inc.	050	LMC	\$2,429.77
2022	4	1004	6799541	Joyland Child Development Center	050	LMC	\$931.38
2022	4	1004	6809893	Joyland Child Development Center	050	LMC	\$1,527.79
2022	4	1004	6852539	Joyland Child Development Center	050	LMC	\$2,078.29
2022	4	1004	6871923	Joyland Child Development Center	050	LMC	\$3,065.59
2022	4	1005	6794025	Esperanza House - After School Program	050	LMC	\$6,176.92
2022	4	1005	6809893	Esperanza House - After School Program	050	LMC	\$155.23
2023	4	1053	6846427	Sports Voucher	050	LMC	\$2,000.00
2023	4	1054	6809890	I Am My Brother's Keeper	050	LMC	\$7,357.97
2023	4	1054	6881021	I Am My Brother's Keeper	050	LMC	\$2,642.03
2023	4	1055	6847334	True Deliverance Youth Development Program	050	LMC	\$3,925.82
2023	4	1055	6881021	True Deliverance Youth Development Program	050	LMC	\$2,438.53
2023	4	1055	6891577	True Deliverance Youth Development Program	050	LMC	\$1,700.00
2023	4	1056	6888838	Boys and Girls Club of East Alabama	050	LMC	\$4,468.25
2023	4	1057	6809890	Esperanza House - After School Program	050	LMC	\$4,016.27
2023	4	1057	6846427	Esperanza House - After School Program	050	LMC	\$3,260.00
2023	4	1057	6873511	Esperanza House - After School Program	050	LMC	\$2,723.73
2023	4	1058	6881021	Auburn Housing Authority	050	LMC	\$1,300.00
2023	4	1058	6888838	Auburn Housing Authority	050	LMC	\$6,950.00
					050	Matrix Code	\$59,148.57
2019	8	868	6868975	Auburn Daycare Center-Youth Services	05L	LMC	\$176.88
					05L	Matrix Code	\$176.88
2023	3	1049	6846427	Rental Assistance	05Q	LMC	\$1,950.00
2023	3	1049	6847334	Rental Assistance	05Q	LMC	\$1,650.00
2023	3	1049	6850638	Rental Assistance	05Q	LMC	\$450.00
2023	3	1049	6859705	Rental Assistance	05Q	LMC	\$300.00
2023	3	1049	6860838	Rental Assistance	05Q	LMC	\$900.00
2023	3	1050	6846427	Utility Assistance	05Q	LMC	\$5,183.16
2023	3	1050	6847334	Utility Assistance	05Q	LMC	\$2,459.91
2023	3	1050	6850638	Utility Assistance	05Q	LMC	\$300.00
2023	3	1050	6860838	Utility Assistance	05Q	LMC	\$762.90
2023	3	1050	6871122	Utility Assistance	05Q	LMC	\$210.00
					05Q	Matrix Code	\$14,165.97
2022	1	991	6809893	Homeownership Assistance	05R	LMH	\$5,868.00
					05R	Matrix Code	\$5,868.00



Office of Community Planning and Development
 U.S. Department of Housing and Urban Development
 Integrated Disbursement and Information System
 PR26 - CDBG Financial Summary Report
 Program Year 2023
 Auburn, AL

DATE: 06-03-24
 TIME: 11:49
 PAGE: 3

Plan Year	IDIS Project	IDIS Activity	Voucher Number	Activity Name	Matrix Code	National Objective	Drawn Amount
2022	3	1001	6788163	Emergency Homeless Assistance	05Z	LMC	\$677.56
2023	3	1048	6846427	Emergency Homeless Assistance	05Z	LMC	\$2,992.51
2023	3	1048	6847334	Emergency Homeless Assistance	05Z	LMC	\$2,054.34
2023	3	1048	6850638	Emergency Homeless Assistance	05Z	LMC	\$2,345.87
2023	3	1048	6860838	Emergency Homeless Assistance	05Z	LMC	\$1,661.10
2023	3	1048	6871122	Emergency Homeless Assistance	05Z	LMC	\$577.43
2023	3	1048	6886005	Emergency Homeless Assistance	05Z	LMC	\$85.88
2023	3	1048	6899399	Emergency Homeless Assistance	05Z	LMC	\$89.27
							\$10,483.96
2018	9	805	6810709	Housing New Construction	12	LMH	\$20,000.00
2019	3	858	6783285	NAHDC- New Construction	12	LMH	\$26,360.00
2019	3	858	6788154	NAHDC- New Construction	12	LMH	\$8,649.00
2019	3	858	6794028	NAHDC- New Construction	12	LMH	\$33,805.00
2019	3	858	6799542	NAHDC- New Construction	12	LMH	\$18,392.00
2020	1	916	6799544	NAHDC- New Construction	12	LMH	\$10,122.00
2020	1	916	6809894	NAHDC- New Construction	12	LMH	\$19,647.00
2020	1	916	6858328	NAHDC- New Construction	12	LMH	\$45,870.00
2023	1	1043	6846427	New Housing Construction	12	LMH	\$19,710.60
							\$202,555.60
2023	1	1045	6809890	Homeownership Assistance	13B	LMH	\$3,132.00
							\$3,132.00
2021	2	966	6882612	HOUSING REHAB-ARM	14A	LMH	\$5,000.00
2022	2	996	6882616	Housing Rehabilitation - Alabama Rural Ministry	14A	LMH	\$3,040.77
2022	2	996	6885980	Housing Rehabilitation - Alabama Rural Ministry	14A	LMH	\$5,545.10
2023	2	1042	6847334	Housing Rehabilitation - Presbyterian Community Ministry	14A	LMH	\$10,965.00
2023	2	1042	6873511	Housing Rehabilitation - Presbyterian Community Ministry	14A	LMH	\$14,035.00
							\$38,585.87
2019	10	853	6868975	Housing Services-Professional Services	14H	LMA	\$555.00
2022	2	994	6799541	Housing Professional Services	14H	LMC	\$786.25
2022	2	994	6852502	Housing Professional Services	14H	LMC	\$185.00
2023	2	1040	6804066	Housing Services - Salaries	14H	LMH	\$4,303.20
2023	2	1040	6804093	Housing Services - Salaries	14H	LMH	\$7,858.96
2023	2	1040	6811259	Housing Services - Salaries	14H	LMH	\$4,346.05
2023	2	1040	6823875	Housing Services - Salaries	14H	LMH	\$7,416.36
2023	2	1040	6846759	Housing Services - Salaries	14H	LMH	\$16,534.53
2023	2	1040	6857385	Housing Services - Salaries	14H	LMH	\$8,547.27
2023	2	1040	6865855	Housing Services - Salaries	14H	LMH	\$7,915.92
2023	2	1040	6876253	Housing Services - Salaries	14H	LMH	\$7,472.27
2023	2	1040	6884355	Housing Services - Salaries	14H	LMH	\$7,700.33
2023	2	1040	6896103	Housing Services - Salaries	14H	LMH	\$2,178.06
2023	2	1041	6846427	Housing Professional Services	14H	LMH	\$1,025.50
2023	2	1041	6847334	Housing Professional Services	14H	LMH	\$185.00
2023	2	1041	6873511	Housing Professional Services	14H	LMH	\$46.25
2023	2	1041	6881021	Housing Professional Services	14H	LMH	\$1,202.50
2023	2	1041	6891577	Housing Professional Services	14H	LMH	\$370.00
							\$78,628.45
2019	3	857	6788154	NAHDC Capacity Building	19C	LMH	\$546.00
2019	3	857	6794028	NAHDC Capacity Building	19C	LMH	\$3,519.14
2019	3	857	6799542	NAHDC Capacity Building	19C	LMH	\$49.14
2020	1	917	6788159	NAHDC Capacity Building	19C	LMH	\$59.98
2020	1	917	6809894	NAHDC Capacity Building	19C	LMH	\$6,870.00
2020	1	917	6858328	NAHDC Capacity Building	19C	LMH	\$49.14
2020	1	917	6891568	NAHDC Capacity Building	19C	LMH	\$7,200.00
2020	1	917	6897268	NAHDC Capacity Building	19C	LMH	\$8,145.00
2022	1	992	6788163	NAHDC Capacity Building	19C	LMC	\$1,894.02
2023	1	1044	6846427	NAHDC Capacity Building	19C	LMH	\$2,560.00
2023	1	1044	6847334	NAHDC Capacity Building	19C	LMH	\$4,839.89
2023	1	1044	6850638	NAHDC Capacity Building	19C	LMH	\$2,500.00
2023	1	1044	6873511	NAHDC Capacity Building	19C	LMH	\$5,000.00
2023	1	1044	6882632	NAHDC Capacity Building	19C	LMH	\$7,500.00
2023	1	1044	6891577	NAHDC Capacity Building	19C	LMH	\$5,000.00
2023	1	1044	6899399	NAHDC Capacity Building	19C	LMH	\$2,500.00
							\$58,232.31
Total							\$543,133.73

LINE 27 DETAIL: ACTIVITIES INCLUDED IN THE COMPUTATION OF LINE 27



Office of Community Planning and Development
 U.S. Department of Housing and Urban Development
 Integrated Disbursement and Information System
 PR26 - CDBG Financial Summary Report
 Program Year 2023
 Auburn, AL

DATE: 06-03-24
 TIME: 11:49
 PAGE: 4

Plan Year	IDIS Project	IDIS Activity	Voucher Number	Activity to prevent, prepare for, and respond to Coronavirus	Activity Name	Grant Number	Fund Type	Matrix Code	National Objective	Drawn Amount
2021	6	984	6858404	No	UNITY WELLNESS HOMELESS ASSISTANCE	B23MC010013	PI	03T	LMC	\$92.00
2023	3	1052	6846427	No	Assistance to Persons Affected by HIV/AIDS - Unity Wellness	B23MC010013	PI	03T	LMC	\$4,708.16
2023	3	1052	6847334	No	Assistance to Persons Affected by HIV/AIDS - Unity Wellness	B23MC010013	PI	03T	LMC	\$925.00
2023	3	1052	6850638	No	Assistance to Persons Affected by HIV/AIDS - Unity Wellness	B23MC010013	PI	03T	LMC	\$2,507.75
2023	3	1052	6871122	No	Assistance to Persons Affected by HIV/AIDS - Unity Wellness	B23MC010013	PI	03T	LMC	\$951.10
2023	3	1052	6882632	No	Assistance to Persons Affected by HIV/AIDS - Unity Wellness	B23MC010013	PI	03T	LMC	\$656.24
03T Matrix Code										\$9,839.25
2022	5	1006	6799541	No	East Alabama Food Bank - Senior Brown Bag	B23MC010013	PI	05A	LMC	\$1,290.21
2022	5	1006	6852539	No	East Alabama Food Bank - Senior Brown Bag	B23MC010013	PI	05A	LMC	\$1,234.39
2023	5	1059	6871122	No	East Alabama Food Bank - Senior Brown Bag	B23MC010013	PI	05A	LMC	\$1,264.85
2023	5	1059	6888838	No	East Alabama Food Bank - Senior Brown Bag	B23MC010013	PI	05A	LMC	\$1,246.46
05A Matrix Code										\$5,035.91
2022	4	1003	6876444	No	Auburn Day Care Center, Inc.	B23MC010013	PI	05D	LMC	\$2,429.77
2022	4	1004	6799541	No	Joyland Child Development Center	B23MC010013	EN	05D	LMC	\$757.82
2022	4	1004	6799541	No	Joyland Child Development Center	B23MC010013	PI	05D	LMC	\$173.78
2022	4	1004	6809893	No	Joyland Child Development Center	B23MC010013	EN	05D	LMC	\$1,527.79
2022	4	1004	6852539	No	Joyland Child Development Center	B23MC010013	PI	05D	LMC	\$2,078.29
2022	4	1004	6871923	No	Joyland Child Development Center	B23MC010013	PI	05D	LMC	\$3,065.59
2022	4	1005	6794025	No	Esperanza House - After School Program	B23MC010013	EN	05D	LMC	\$2,954.43
2022	4	1005	6794025	No	Esperanza House - After School Program	B23MC010013	PI	05D	LMC	\$3,222.49
2022	4	1005	6809893	No	Esperanza House - After School Program	B23MC010013	EN	05D	LMC	\$156.23
2023	4	1053	6846427	No	Sports Voucher	B23MC010013	PI	05D	LMC	\$2,000.00
2023	4	1054	6809890	No	I Am My Brother's Keeper	B23MC010013	EN	05D	LMC	\$7,357.97
2023	4	1054	6881021	No	I Am My Brother's Keeper	B23MC010013	PI	05D	LMC	\$2,642.03
2023	4	1055	6847334	No	True Deliverance Youth Development Program	B23MC010013	PI	05D	LMC	\$3,925.82
2023	4	1055	6881021	No	True Deliverance Youth Development Program	B23MC010013	PI	05D	LMC	\$2,438.53
2023	4	1055	6891577	No	True Deliverance Youth Development Program	B23MC010013	PI	05D	LMC	\$1,700.00
2023	4	1056	6888838	No	Boys and Girls Club of East Alabama	B23MC010013	PI	05D	LMC	\$4,469.25
2023	4	1057	6809890	No	Esperanza House - After School Program	B23MC010013	EN	05D	LMC	\$4,016.27
2023	4	1057	6846427	No	Esperanza House - After School Program	B23MC010013	PI	05D	LMC	\$3,260.00
2023	4	1057	6873511	No	Esperanza House - After School Program	B23MC010013	PI	05D	LMC	\$2,723.73
2023	4	1058	6881021	No	Auburn Housing Authority	B23MC010013	PI	05D	LMC	\$1,300.00
2023	4	1058	6888838	No	Auburn Housing Authority	B23MC010013	PI	05D	LMC	\$6,950.00
05D Matrix Code										\$59,148.57
2019	8	868	6868975	No	Auburn Daycare Center-Youth Services	B23MC010013	PI	05L	LMC	\$176.88
05L Matrix Code										\$176.88
2023	3	1049	6846427	No	Rental Assistance	B23MC010013	PI	05Q	LMC	\$1,950.00
2023	3	1049	6847334	No	Rental Assistance	B23MC010013	PI	05Q	LMC	\$1,850.00
2023	3	1049	6850638	No	Rental Assistance	B23MC010013	PI	05Q	LMC	\$450.00
2023	3	1049	6859705	No	Rental Assistance	B23MC010013	PI	05Q	LMC	\$300.00
2023	3	1049	6860838	No	Rental Assistance	B23MC010013	PI	05Q	LMC	\$900.00
2023	3	1050	6846427	No	Utility Assistance	B23MC010013	PI	05Q	LMC	\$5,183.16
2023	3	1050	6847334	No	Utility Assistance	B23MC010013	PI	05Q	LMC	\$2,459.91
2023	3	1050	6850638	No	Utility Assistance	B23MC010013	PI	05Q	LMC	\$300.00
2023	3	1050	6860838	No	Utility Assistance	B23MC010013	PI	05Q	LMC	\$762.90
2023	3	1050	6871122	No	Utility Assistance	B23MC010013	PI	05Q	LMC	\$210.00
05Q Matrix Code										\$14,165.97
2022	1	991	6809893	No	Homeownership Assistance	B23MC010013	EN	05R	LMH	\$5,868.00
05R Matrix Code										\$5,868.00
2022	3	1001	6788163	No	Emergency Homeless Assistance	B23MC010013	EN	05Z	LMC	\$877.58
2023	3	1048	6846427	No	Emergency Homeless Assistance	B23MC010013	PI	05Z	LMC	\$2,992.51
2023	3	1048	6847334	No	Emergency Homeless Assistance	B23MC010013	PI	05Z	LMC	\$2,054.34
2023	3	1048	6850638	No	Emergency Homeless Assistance	B23MC010013	PI	05Z	LMC	\$2,345.87
2023	3	1048	6860838	No	Emergency Homeless Assistance	B23MC010013	PI	05Z	LMC	\$1,861.10
2023	3	1048	6871122	No	Emergency Homeless Assistance	B23MC010013	PI	05Z	LMC	\$577.43
2023	3	1048	6886005	No	Emergency Homeless Assistance	B23MC010013	PI	05Z	LMC	\$85.88
2023	3	1048	6899399	No	Emergency Homeless Assistance	B23MC010013	PI	05Z	LMC	\$89.27
05Z Matrix Code										\$10,483.96
No Activity to prevent, prepare for, and respond to Coronavirus										\$104,718.54
Total										\$104,718.54

LINE 37 DETAIL: ACTIVITIES INCLUDED IN THE COMPUTATION OF LINE 37

Plan Year	IDIS Project	IDIS Activity	Voucher Number	Activity Name	Matrix Code	National Objective	Drawn Amount
2023	8	1027	6804066	Salaries and Wages	21A		\$8,456.03
2023	8	1027	6804093	Salaries and Wages	21A		\$5,728.66



Office of Community Planning and Development
 U.S. Department of Housing and Urban Development
 Integrated Disbursement and Information System
 PR26 - CDBG Financial Summary Report
 Program Year 2023
 Auburn , AL

DATE: 06-03-24
 TIME: 11:49
 PAGE: 5

Plan Year	IDIS Project	IDIS Activity	Voucher Number	Activity Name	Matrix Code	National Objective	Drawn Amount
2023	8	1027	6811259	Salaries and Wages	21A		\$8,486.80
2023	8	1027	6823875	Salaries and Wages	21A		\$6,067.99
2023	8	1027	6846759	Salaries and Wages	21A		\$11,543.21
2023	8	1027	6857848	Salaries and Wages	21A		\$5,861.68
2023	8	1027	6865855	Salaries and Wages	21A		\$6,200.37
2023	8	1027	6876253	Salaries and Wages	21A		\$6,581.43
2023	8	1027	6884355	Salaries and Wages	21A		\$6,370.13
2023	8	1027	6896103	Salaries and Wages	21A		\$10,728.80
2023	8	1028	6804066	Social Security	21A		\$808.97
2023	8	1028	6804093	Social Security	21A		\$410.05
2023	8	1028	6811259	Social Security	21A		\$827.49
2023	8	1028	6823875	Social Security	21A		\$443.98
2023	8	1028	6846759	Social Security	21A		\$843.22
2023	8	1028	6857385	Social Security	21A		\$428.63
2023	8	1028	6865855	Social Security	21A		\$422.30
2023	8	1028	6876253	Social Security	21A		\$451.22
2023	8	1028	6884355	Social Security	21A		\$435.18
2023	8	1028	6896103	Social Security	21A		\$765.70
2023	8	1029	6804066	Retirement	21A		\$1,039.24
2023	8	1029	6804093	Retirement	21A		\$706.35
2023	8	1029	6811259	Retirement	21A		\$1,043.02
2023	8	1029	6823875	Retirement	21A		\$745.76
2023	8	1029	6846759	Retirement	21A		\$1,434.82
2023	8	1029	6857385	Retirement	21A		\$728.61
2023	8	1029	6865855	Retirement	21A		\$770.71
2023	8	1029	6876253	Retirement	21A		\$818.07
2023	8	1029	6884355	Retirement	21A		\$791.81
2023	8	1029	6896103	Retirement	21A		\$1,333.58
2023	8	1030	6804066	Health Insurance	21A		\$674.43
2023	8	1030	6804093	Health Insurance	21A		\$577.40
2023	8	1030	6811259	Health Insurance	21A		\$766.30
2023	8	1030	6823875	Health Insurance	21A		\$601.20
2023	8	1030	6846759	Health Insurance	21A		\$1,136.35
2023	8	1030	6857385	Health Insurance	21A		\$553.55
2023	8	1030	6865855	Health Insurance	21A		\$586.95
2023	8	1030	6876253	Health Insurance	21A		\$610.10
2023	8	1030	6884355	Health Insurance	21A		\$598.20
2023	8	1030	6896103	Health Insurance	21A		\$886.35
2023	8	1031	6804066	Life Insurance	21A		\$17.64
2023	8	1031	6804093	Life Insurance	21A		\$14.29
2023	8	1031	6811259	Life Insurance	21A		\$20.81
2023	8	1031	6823875	Life Insurance	21A		\$15.11
2023	8	1031	6846759	Life Insurance	21A		\$27.95
2023	8	1031	6857385	Life Insurance	21A		\$13.47
2023	8	1031	6865855	Life Insurance	21A		\$22.62
2023	8	1031	6876253	Life Insurance	21A		\$23.89
2023	8	1031	6884355	Life Insurance	21A		\$23.23
2023	8	1031	6896103	Life Insurance	21A		\$39.09
2023	8	1032	6809890	Telephone	21A		\$85.52
2023	8	1032	6846427	Telephone	21A		\$257.02
2023	8	1032	6847334	Telephone	21A		\$85.82
2023	8	1032	6850638	Telephone	21A		\$85.82
2023	8	1032	6860838	Telephone	21A		\$85.84
2023	8	1032	6873511	Telephone	21A		\$85.84
2023	8	1032	6881021	Telephone	21A		\$85.84
2023	8	1032	6891577	Telephone	21A		\$85.78
2023	8	1033	6871122	Conference and Training	21A		\$411.25
2023	8	1034	6809890	Membership and Subscription	21A		\$162.00
2023	8	1034	6882632	Membership and Subscription	21A		\$940.00
2023	8	1035	6847334	Advertisement	21A		\$268.80
2023	8	1035	6850638	Advertisement	21A		\$318.50
2023	8	1035	6871122	Advertisement	21A		\$480.20
2023	8	1035	6873511	Advertisement	21A		\$857.50
2023	8	1036	6871122	Office Supplies	21A		\$258.39
2023	8	1036	6882632	Office Supplies	21A		\$222.26
2023	8	1037	6823875	Postage	21A		\$17.64
2023	8	1037	6857385	Postage	21A		\$33.30
2023	8	1037	6876253	Postage	21A		\$1.27
2023	8	1037	6884355	Postage	21A		\$20.31
2023	8	1037	6896103	Postage	21A		\$1.26
2023	8	1038	6823875	Fuel	21A		\$34.06



Plan Year	IDIS Project	IDIS Activity	Voucher Number	Activity Name	Matrix Code	National Objective	Drawn Amount	
2023	8	1038	6857385	Fuel	21A		\$58.12	
2023	8	1038	6876253	Fuel	21A		\$30.94	
2023	8	1038	6896103	Fuel	21A		\$32.65	
Total							Matrix Code	\$103,094.73
								\$103,094.73

Reconciliation of Funds

City of Auburn, Alabama

June 3, 2023

FY23

**Reconciliation of Line of Credit (LOC) and Cash Balances to
Unexpended balance of CDBG Funds**

(Complete the following worksheet and submit with the CAPER)

Unexpected CDBG Balance: \$ 480,900.29
(Line 16 of CDBG Financial Summary, C04PR26 dated 06.03.24)

Reconciliation:

(For the item listed below, use amounts recorded as of
close-of-business on the last day of this reporting period)

ADD:

LOC Balance: \$ 625,661.65
(PR01 - amount available to draw dated 06.03.24)

Cash on Hand:

Grantee program Account: \$ 36,859.96
(balance in bank account at 06.03.24)

Subrecipients Program Accounts: \$ -

Revolving Fund Cash Balances: \$ -

Section 108 cash balances: \$ -

SUBTRACT:

Grantee CDBG Program Liabilities (include any
reimbursement due to the Grantee from program
funds) \$ -

Subrecipient CDBG Program Liabilities:
(same instructions as above) \$ -

TOTAL RECONCILING BALANCE: \$ 662,521.61

UNRECONCILED DIFFERENCE: \$ 181,621.32

(between Total Reconciling Balance and Unexpected Balance):

Explain below:

FY 2023 Line of Credit Funds included in PR01 amount above (see PR01 report dated 06.03.24) \$ -

Drawdowns done after year end, included in PR26 (see PR07 report dated 06.03.24) \$ -

Cash on hand at year end, transferred to the city on 6/3/24 \$ -

\$ -

Difference \$ 181,621.32

**City of Auburn, Alabama
FY2024 Annual Action Plan
Agencies Consultation**

AMERICAN RED CROSS

Agency Representative(s) Consulted Hunter Smart

AUBURN CITY SCHOOLS DENTAL CLINIC

Agency Representative(s) Consulted Joy Stanley

AUBURN DAY CARE CENTERS, INC.

Agency Representative(s) Consulted Frixie Melton

AUBURN HOUSING AUTHORITY

Agency Representative(s) Consulted Sharon Tolbert

ALABAMA RURAL MINISTRY

Agency Representative(s) Consulted Lisa Pierce

BOYS AND GIRLS CLUBS OF EAST ALABAMA

Agency Representative(s) Consulted Richard Curry

CHILD ADVOCACY CENTER CENTRAL EAST ALABAMA

Agency Representative(s) Consulted Katherine Cochrane

DOMESTIC VIOLENCE INTERVENTION CENTER

Agency Representative(s) Consulted Tina Evans

EAST ALABAMA FOOD BANK

Agency Representative(s) Consulted Martha Henk

EAST ALABAMA FOOD BANK COMMUNITY MARKET

Agency Representative(s) Consulted Elise Lott

EAST ALABAMA MENTAL HEALTH CENTER

Agency Representative(s) Consulted Jamie Herrin

ESPERANZA HOUSE, INC.

Agency Representative(s) Consulted Catherine Lyle

FAMILY RESOURCE CENTER

Agency Representative(s) Consulted Tammy Morgan

HABITAT FOR HUMANITY

Agency Representative(s) Consulted Mark Grantham

NORTH AUBURN HOUSING DEVELOPMENT CORPORATION

Agency Representative(s) Consulted Courtney Lewis

JOYLAND CHILD DEVELOPMENT CENTER

Agency Representative(s) Consulted Pamela Dumas

PRESBYTERIAN COMMUNITY MINISTRY

Agency Representative(s) Consulted Mary Turnbull

UNITED WAY OF LEE COUNTY

Agency Representative(s) Consulted Becky Benton and Lindsay Hinds

UNITY WELLNESS OF EAST ALABAMA

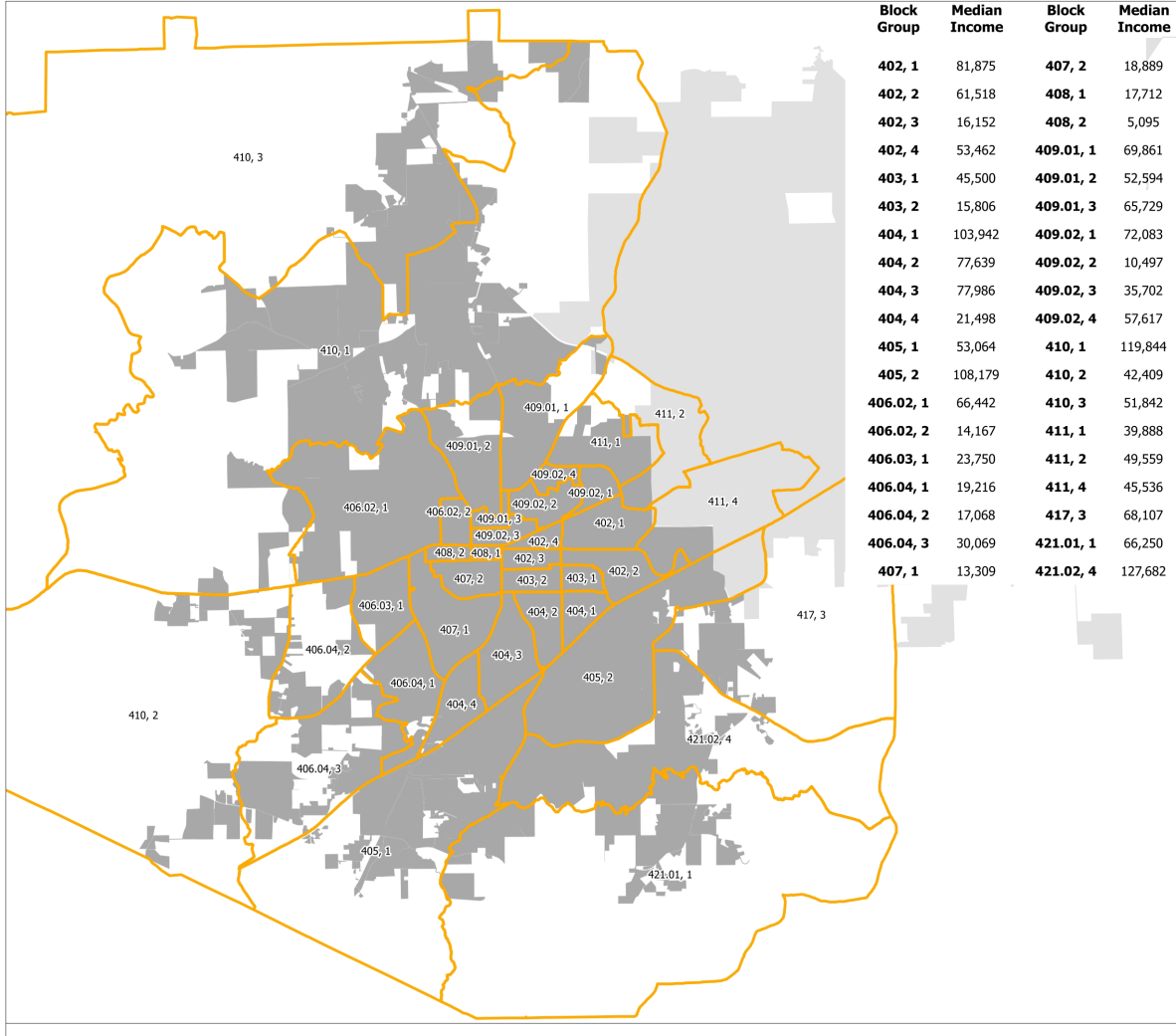
Agency Representative(s) Consulted Tracy Wynne

WILLIAM MASON EMERGENCY FUND

Agency Representative(s) Consulted Becky Benton and Chandler Williams

Median Income

Census Block Groups, American Community Survey 2015-2019, 5-Year Estimates



Block Group	Median Income	Block Group	Median Income
402, 1	81,875	407, 2	18,889
402, 2	61,518	408, 1	17,712
402, 3	16,152	408, 2	5,095
402, 4	53,462	409.01, 1	69,861
403, 1	45,500	409.01, 2	52,594
403, 2	15,806	409.01, 3	65,729
404, 1	103,942	409.02, 1	72,083
404, 2	77,639	409.02, 2	10,497
404, 3	77,986	409.02, 3	35,702
404, 4	21,498	409.02, 4	57,617
405, 1	53,064	410, 1	119,844
405, 2	108,179	410, 2	42,409
406.02, 1	66,442	410, 3	51,842
406.02, 2	14,167	411, 1	39,888
406.03, 1	23,750	411, 2	49,559
406.04, 1	19,216	411, 4	45,536
406.04, 2	17,068	417, 3	68,107
406.04, 3	30,069	421.01, 1	66,250
407, 1	13,309	421.02, 4	127,682

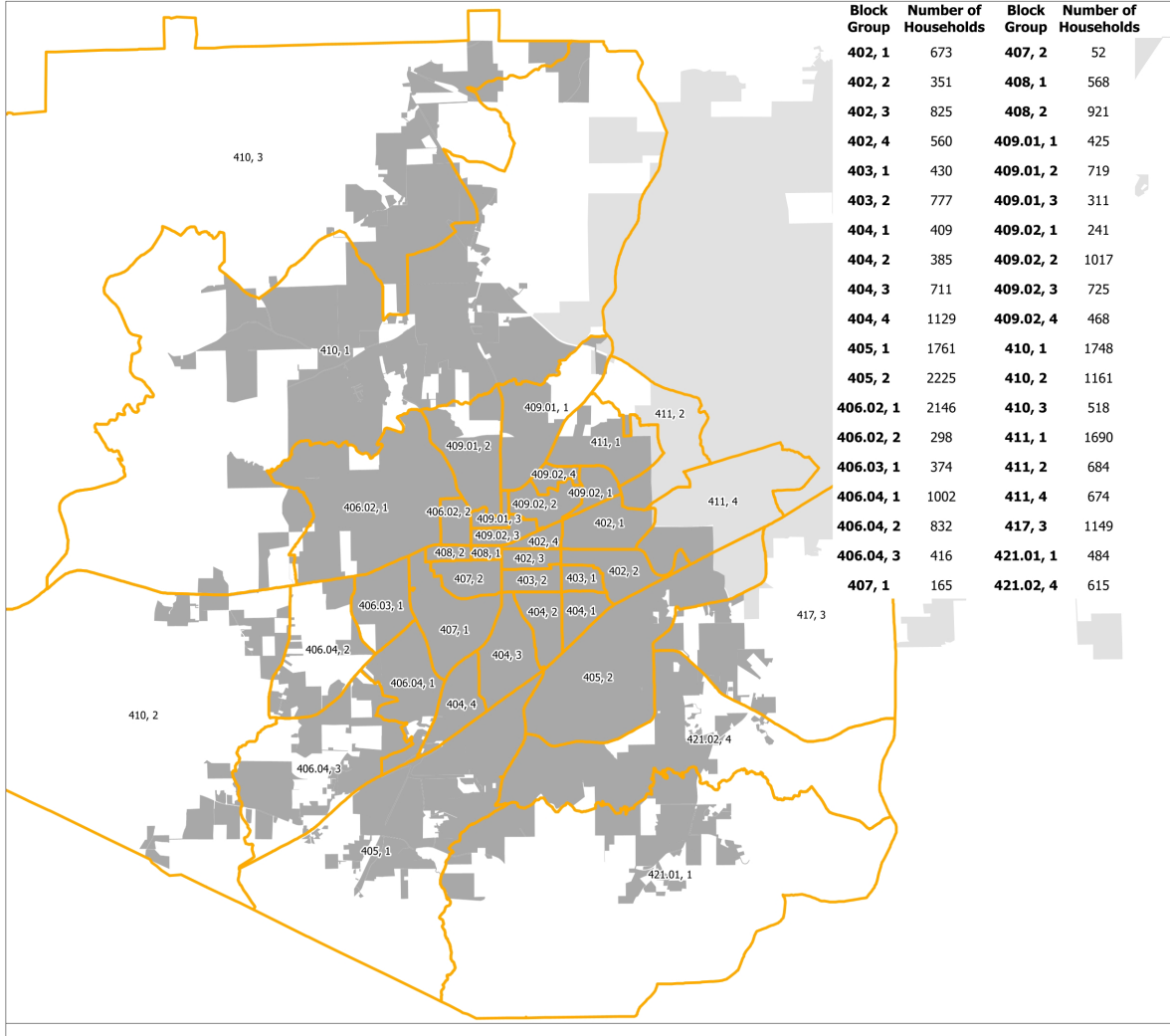
Census Block Groups (2010)
 Auburn City Limits
 Opelika City Limits



The City of Auburn, Alabama does not guarantee or warrant the accuracy of this map or any information contained herein. Information may contain errors and should be verified by an appropriately qualified, licensed and independent professional.

Number of Households

Census Block Groups, American Community Survey 2015-2019, 5-Year Estimates



Block Group	Number of Households	Block Group	Number of Households
402, 1	673	407, 2	52
402, 2	351	408, 1	568
402, 3	825	408, 2	921
402, 4	560	409.01, 1	425
403, 1	430	409.01, 2	719
403, 2	777	409.01, 3	311
404, 1	409	409.02, 1	241
404, 2	385	409.02, 2	1017
404, 3	711	409.02, 3	725
404, 4	1129	409.02, 4	468
405, 1	1761	410, 1	1748
405, 2	2225	410, 2	1161
406.02, 1	2146	410, 3	518
406.02, 2	298	411, 1	1690
406.03, 1	374	411, 2	684
406.04, 1	1002	411, 4	674
406.04, 2	832	417, 3	1149
406.04, 3	416	421.01, 1	484
407, 1	165	421.02, 4	615

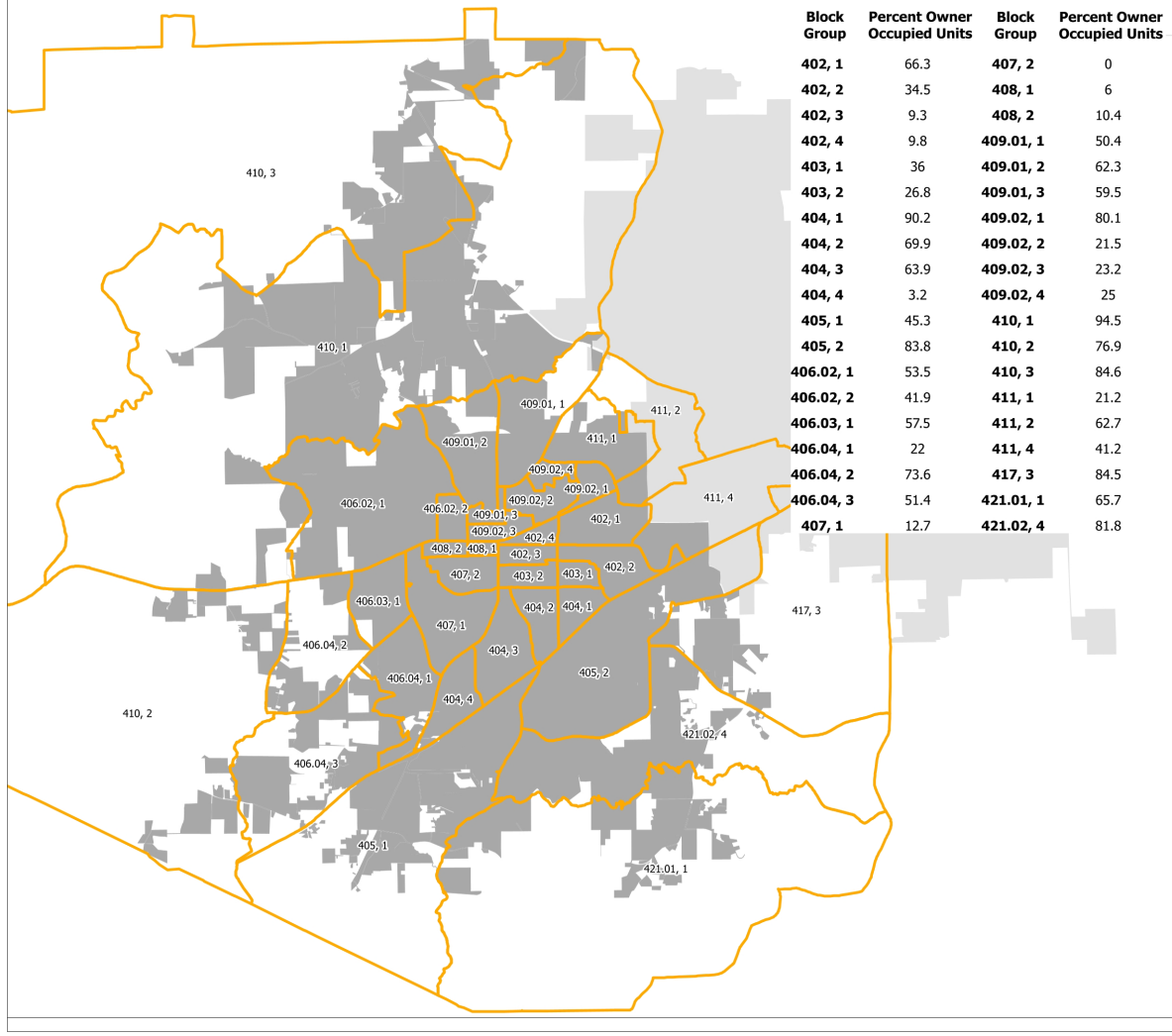
Census Block Groups (2010)
 Auburn City Limits
 Opelika City Limits



The City of Auburn, Alabama does not guarantee or warrant the accuracy of this map or any information contained herein. Information may contain errors and should be verified by an appropriately qualified, licensed and independent professional.

Percent of Owner Occupied Units

Census Block Groups, American Community Survey 2015-2019, 5-Year Estimates



Block Group	Percent Owner Occupied Units	Block Group	Percent Owner Occupied Units
402, 1	66.3	407, 2	0
402, 2	34.5	408, 1	6
402, 3	9.3	408, 2	10.4
402, 4	9.8	409.01, 1	50.4
403, 1	36	409.01, 2	62.3
403, 2	26.8	409.01, 3	59.5
404, 1	90.2	409.02, 1	80.1
404, 2	69.9	409.02, 2	21.5
404, 3	63.9	409.02, 3	23.2
404, 4	3.2	409.02, 4	25
405, 1	45.3	410, 1	94.5
405, 2	83.8	410, 2	76.9
406.02, 1	53.5	410, 3	84.6
406.02, 2	41.9	411, 1	21.2
406.03, 1	57.5	411, 2	62.7
406.04, 1	22	411, 4	41.2
406.04, 2	73.6	417, 3	84.5
406.04, 3	51.4	421.01, 1	65.7
407, 1	12.7	421.02, 4	81.8

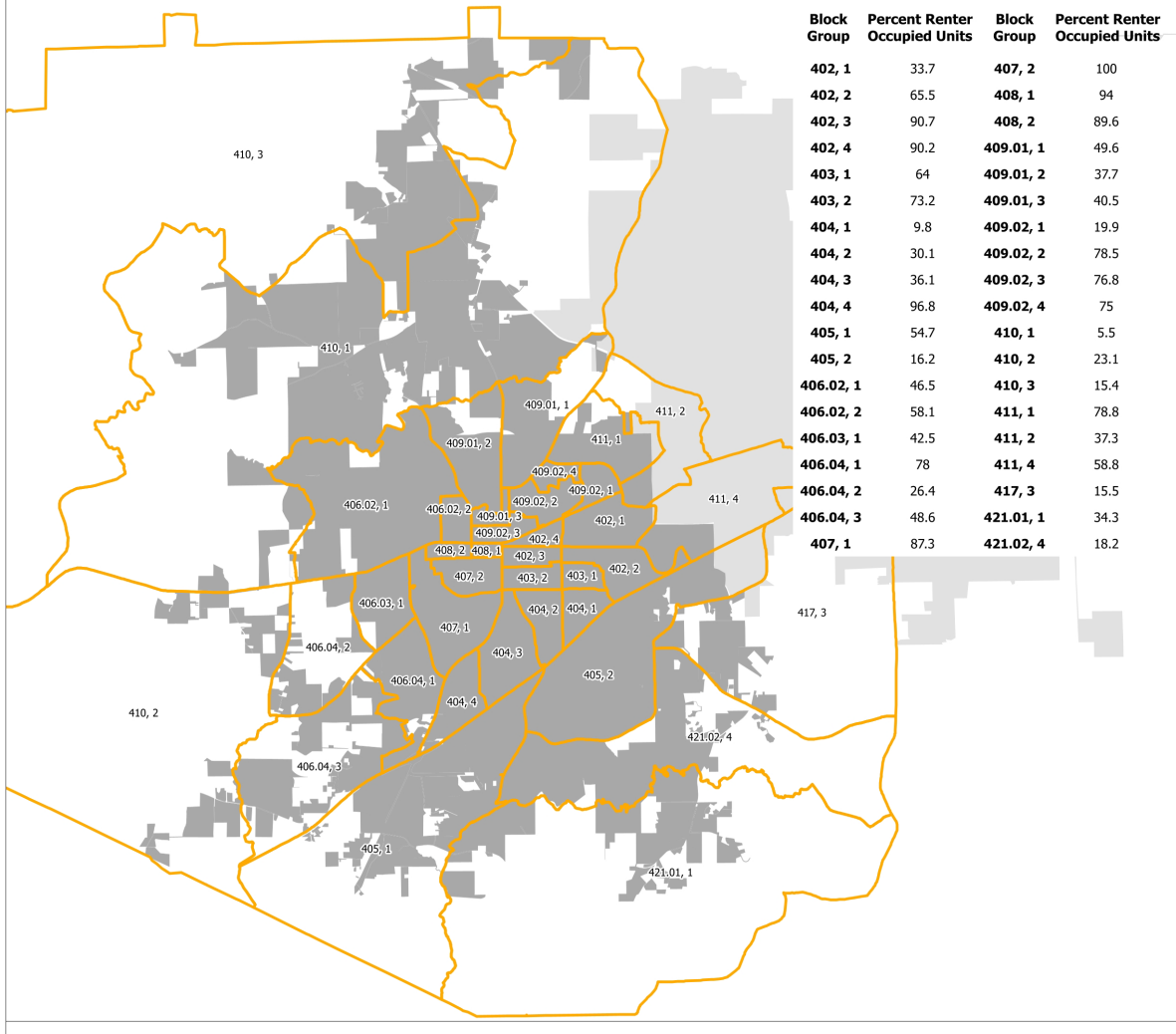
Census Block Groups (2010)
 Auburn City Limits
 Opelika City Limits



The City of Auburn, Alabama does not guarantee or warrant the accuracy of this map or any information contained herein. Information may contain errors and should be verified by an appropriately qualified, licensed and independent professional.

Percent of Renter Occupied Units

Census Block Groups, American Community Survey 2015-2019, 5-Year Estimates



Block Group	Percent Renter Occupied Units	Block Group	Percent Renter Occupied Units
402, 1	33.7	407, 2	100
402, 2	65.5	408, 1	94
402, 3	90.7	408, 2	89.6
402, 4	90.2	409.01, 1	49.6
403, 1	64	409.01, 2	37.7
403, 2	73.2	409.01, 3	40.5
404, 1	9.8	409.02, 1	19.9
404, 2	30.1	409.02, 2	78.5
404, 3	36.1	409.02, 3	76.8
404, 4	96.8	409.02, 4	75
405, 1	54.7	410, 1	5.5
405, 2	16.2	410, 2	23.1
406.02, 1	46.5	410, 3	15.4
406.02, 2	58.1	411, 1	78.8
406.03, 1	42.5	411, 2	37.3
406.04, 1	78	411, 4	58.8
406.04, 2	26.4	417, 3	15.5
406.04, 3	48.6	421.01, 1	34.3
407, 1	87.3	421.02, 4	18.2

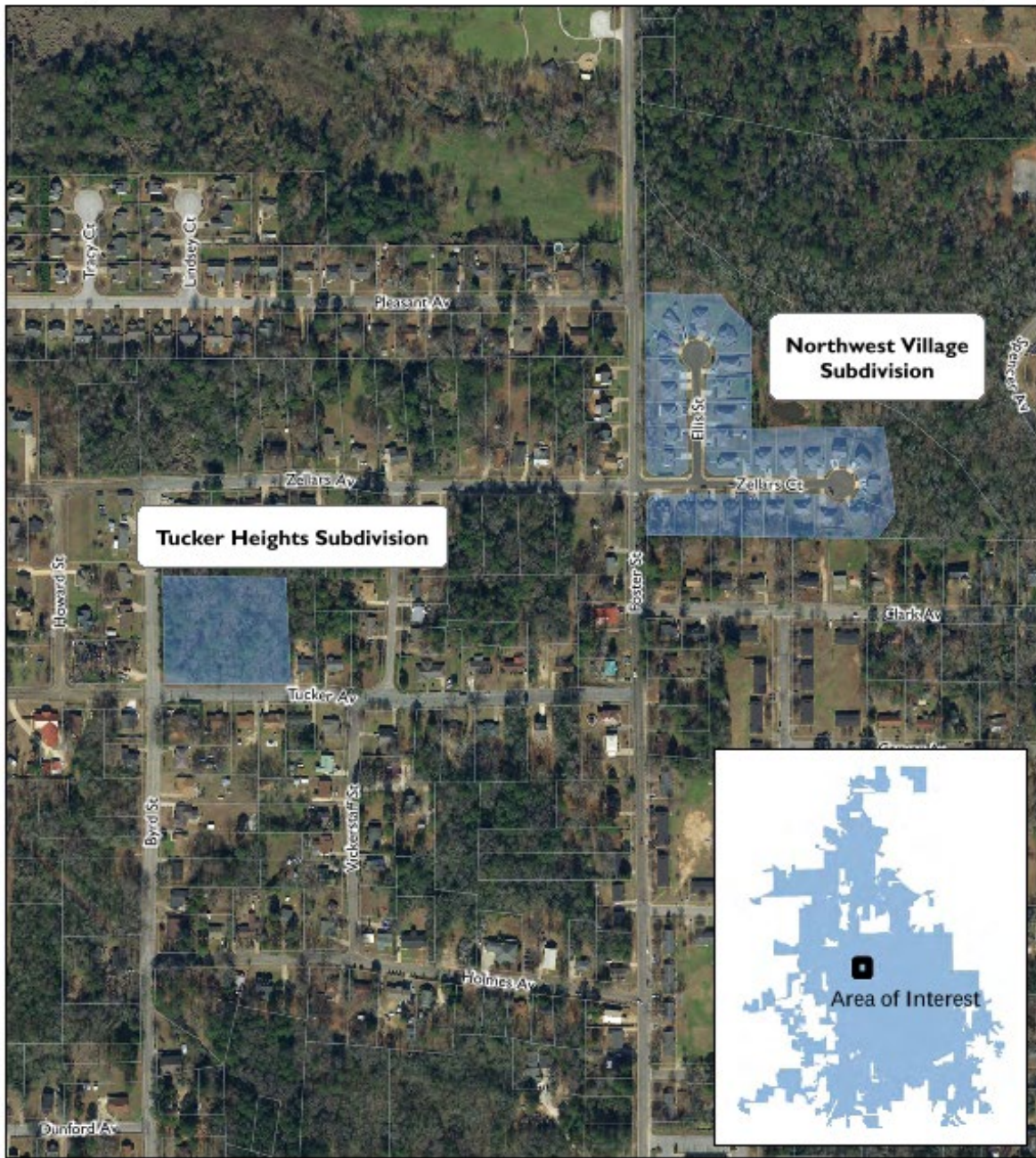
Census Block Groups (2010)
 Auburn City Limits
 Opelika City Limits




The City of Auburn, Alabama does not guarantee or warrant the accuracy of this map or any information contained herein. Information may contain errors and should be verified by an appropriately qualified, licensed and independent professional.

Affordable Housing Locations

Auburn, AL



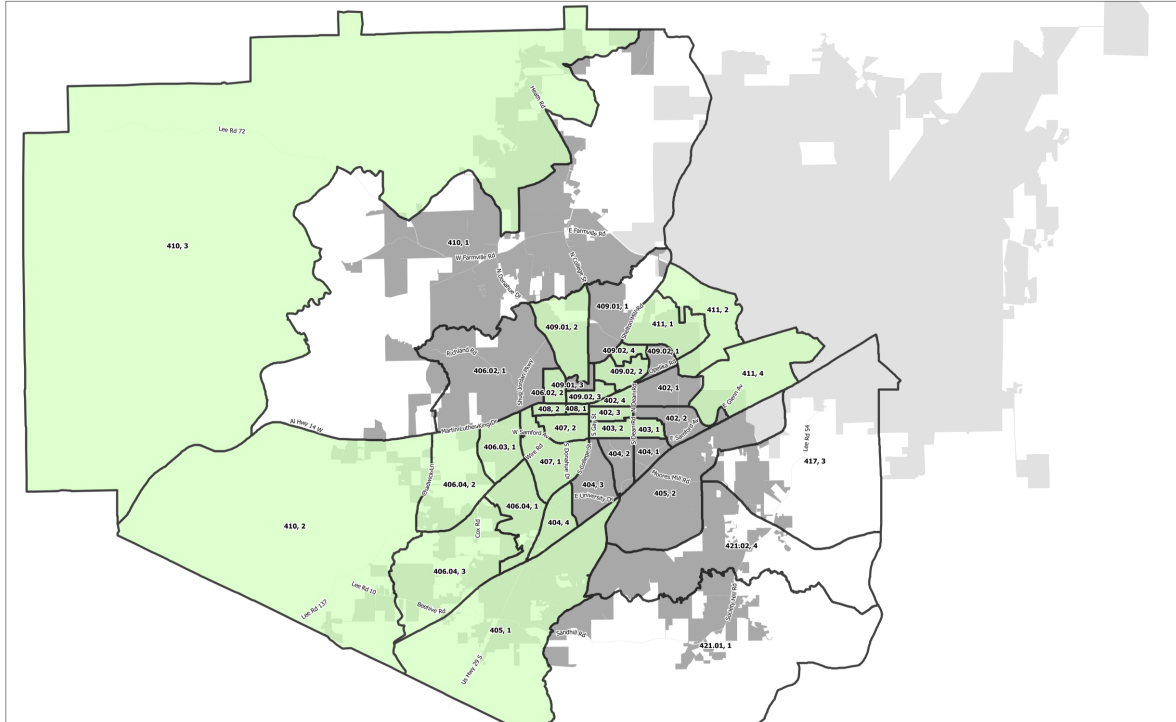
- Parcels
- Affordable Housing
- Auburn City Limits



The City of Auburn, Alabama does not guarantee or warrant the accuracy of this map or any information contained herein. Information may contain errors and should be verified by an appropriately qualified, licensed and independent professional.


Low/Moderate Income Percent

Census Block Groups, American Community Survey 2015-2019, 5-Year Estimates



Block Group	402.1	402.2	402.3	402.4	403.1	403.2	404.1	404.2	404.3	404.4	405.1	405.2	406.02.1	406.02.2	406.03.1	406.04.1	406.04.2	406.04.3	407.1
Total Population	1,801	724	1,926	1,129	817	1,510	1,083	1,078	1,840	2,990	4,287	6,285	5,645	788	831	2,309	1,780	1,113	2,106
Race:White%/Black%	66.2/18.2	72.7/27.3	62.3/7.4	69.8/21.7	78.6/18.0	73.4/10.3	84.9/9.6	87.8/9.9	81.5/16.0	72.5/23.8	57.5/29.4	78.7/2.8	49.3/39.4	22.1/77.9	48.5/46.6	76.8/11.9	95.9/4.1	84.3/0.0	80.4/11.6
# Households	673	351	825	560	430	777	409	385	711	1,129	1,761	2,225	2,146	298	374	1,002	832	416	165
Median Home Value	207,100	226,600	235,000	150,800	214,200	341,700	235,300	224,600	305,600	No Data	212,700	377,400	260,600	98,900	13,800	No Data	18,800	No Data	118,100

Block Group	407.2	408.1	408.2	409.01.1	409.01.2	409.01.3	409.02.1	409.02.2	409.02.3	409.02.4	410.1	410.2	410.3	411.1	411.2	411.4	417.3	421.01.1	421.02.4
Total Population	3,203	906	1,711	1,411	1,990	762	513	2,620	1,345	932	5,770	2,537	1,187	3,903	1,318	2,026	2,977	1,333	2,160
Race:White%/Black%	80.1/15.5	64.6/15.1	87.1/3.5	82.3/8.6	87.2/12.6	91.9/4.9	49.3/50.7	81.2/15.2	46.5/35.2	73.0/17.7	68.8/17.1	40.0/56.7	46.0/54.0	37.4/49.5	79.8/13.7	45.1/52.4	52.8/32.2	78.5/15.5	87.7/3.1
# Households	52	568	921	425	719	311	241	1,017	725	488	1,748	1,161	518	1,890	684	674	1,149	494	615
Median Home Value	No Data	No Data	137,100	323,600	230,100	306,000	171,900	155,700	157,600	139,900	288,100	54,200	156,300	220,700	No Data	142,700	155,600	190,300	378,300



The City of Auburn, Alabama does not guarantee or warrant the accuracy of this map or any information contained herein. Information may contain errors and should be verified by an appropriately qualified, licensed and independent professional.

CDBG Completed Projects









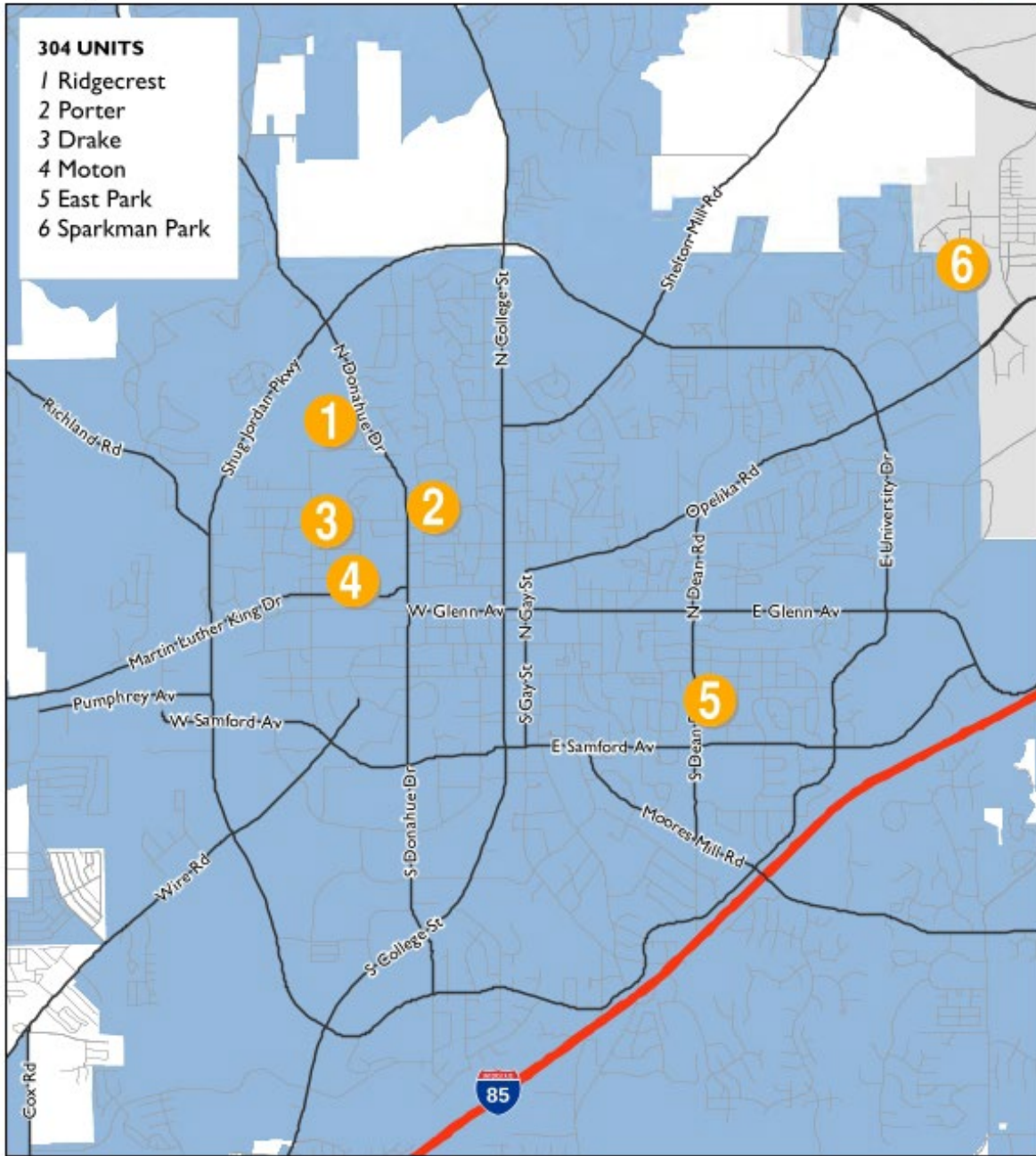






Public Housing Locations

Auburn, AL



304 UNITS
 1 Ridgecrest
 2 Porter
 3 Drake
 4 Moton
 5 East Park
 6 Sparkman Park

Auburn City Limits
 Opelika City Limits
 Lee County Limits



The City of Auburn, Alabama does not guarantee or warrant the accuracy of this map or any information contained herein. Information may contain errors and should be verified by an appropriately qualified, licensed and independent professional.