



COMMUNITY DEVELOPMENT BLOCK GRANT PROGRAM

Consolidated Annual Performance and Evaluation Report (CAPER)



ANALYSIS OF IMPEDIMENTS TO FAIR HOUSING CHOICE

MAYOR

Ron Anders, Jr.

CITY COUNCIL

Connie Fitch Taylor.....	Ward 1
Kelley Griswold.....	Ward 2
Beth Witten, Mayor Pro Tem.....	Ward 3
Tyler Adams.....	Ward 4
Sonny Moreman.....	Ward 5
Bob Parsons.....	Ward 6
Max Coblentz.....	Ward 7
Tommy Dawson.....	Ward 8

CITY MANAGER

Megan McGowen Crouch

PLAN PREPARED BY

Community Services Department



CR-05 - Goals and Outcomes

Progress the jurisdiction has made in carrying out its strategic plan and its action plan. 91.520(a)

This could be an overview that includes major initiatives and highlights that were proposed and executed throughout the program year.

The Consolidated Annual Performance and Evaluation Report (CAPER) details the City of Auburn (City) Community Services Department (ACSD) progress in meeting the goals established in the Annual Action Plan for the FY2024 (FY 2024), which covers June 1, 2024 – May 31, 2025, by comparing accomplishments with proposed goals. The CAPER also assesses the City's success in addressing its 5-year priorities and objectives in the 2020-2024 Consolidated Plan (Con Plan).

In 2024, the City's Community Services Department maintained its focus on efforts designed to expand the supply of affordable housing, provide opportunities for microenterprise businesses, create jobs, and support a local network that will reduce homelessness in our community.

Comparison of the proposed versus actual outcomes for each outcome measure submitted with the consolidated plan and explain, if applicable, why progress was not made toward meeting goals and objectives. 91.520(g)

Categories, priority levels, funding sources and amounts, outcomes/objectives, goal outcome indicators, units of measure, targets, actual outcomes/outputs, and percentage completed for each of the grantee's program year goals.

Goal	Category	Source / Amount	Indicator	Unit of Measure	Expected – Strategic Plan	Actual – Strategic Plan	Percent Complete	Expected – Program Year	Actual – Program Year	Percent Complete
Administration, Planning, and Management	Non-Housing Community Development	CDBG: \$500,000	Other	Other	5	5	80.00%	1	1	100.00%

Community Facilities	Non-Housing Community Development	CDBG: \$	Public Facility or Infrastructure Activities for Low/Moderate Income Housing Benefit	Households Assisted	0	2	0	0	0	0.00%
Economic Development	Non-Housing Community Development	CDBG: \$300,000	Jobs created/retained	Jobs	10	10	100.00%	2	2	100.00%
Housing Construction	Affordable Housing	CDBG: \$	Homeowner Housing Added	Household Housing Unit	7	7	100.00%	0	0	100.00%
Housing Construction	Affordable Housing	CDBG: \$	Direct Financial Assistance to Homebuyers	Households Assisted	7	7	100.00%	0	0	100.00%
Housing Rehabilitation	Affordable Housing	CDBG: \$625,000	Homeowner Housing Rehabilitated	Household Housing Unit	20	28	140.00%	5	7	140.00%
Public Infrastructure	Non-Housing Community Development	CDBG: \$189,915	Public Facility or Infrastructure Activities other than Low/Moderate Income Housing Benefit	Persons Assisted	100	400	400.00%	100	400	400.00%
Public Services	Non-Housing Community Development	CDBG: \$444,000	Public service activities other than Low/Moderate Income Housing Benefit	Persons Assisted	2000	3455	172.75%	450	961	213.56%

Public Services	Non-Housing Community Development	CDBG: \$	Homeless Person Overnight Shelter	Persons Assisted	150	224	149.33%	50	33	66.00%
Public Services	Non-Housing Community Development	CDBG: \$	Homelessness Prevention	Persons Assisted	840	638	75.95%	100	199	199.00%
Revitalization of Neighborhoods	Non-Housing Community Development	CDBG: \$	Buildings Demolished	Buildings	5	0	0.00%	0	0	0.00%
Revitalization of Neighborhoods	Non-Housing Community Development	CDBG: \$	Other	Other	5	0	0.00%	0	0	0.00%

Table 1 - Accomplishments – Program Year & Strategic Plan to Date

Assess how the jurisdiction’s use of funds, particularly CDBG, addresses the priorities and specific objectives identified in the plan, giving special attention to the highest priority activities identified.

PRIORITY #1: To assist in constructing new affordable housing for LMI persons. CDBG funds were used for home design and site engineering to construct seven new affordable homes.

PRIORITY #2: To provide rehabilitation assistance to LMI homeowners by upgrading the existing affordable housing stock by rehabilitating structures classified as substandard, but suitable for rehabilitation.

PRIORITY #3: To improve public infrastructure, specifically, street resurfacing in an area of LMI and minority concentration.

PRIORITY #4: To assist LMI persons through public service activities, including youth, seniors, and those at risk of becoming homeless.

CR-10 - Racial and Ethnic composition of families assisted

Describe the families assisted (including the racial and ethnic status of families assisted).

91.520(a)

	CDBG
White	85
Black or African American	909
Asian	9
American Indian or American Native	0
Native Hawaiian or Other Pacific Islander	0
Total	1003
Hispanic	155
Not Hispanic	42

Table 2 – Table of assistance to racial and ethnic populations by source of funds

Narrative

The table above shows the racial and ethnic distribution of persons who received assistance or services through the regular entitlement CDBG program during the 2024 fiscal year. During FY2024, the City-funded housing and public service programs benefited 1200 Auburn citizens by providing decent housing and a suitable living environment.

The City strives to make all of its programs and activities available to eligible low- and moderate-income residents regardless of sex, race, religious background, or disability. All of the CDBG-funded public service supportive programs, including senior services, youth services, and family services are available to residents citywide. Projects that focus on facility or infrastructure improvements are generally limited to the CDBG LMI target area.

CR-15 - Resources and Investments 91.520(a)

Identify the resources made available

Source of Funds	Source	Resources Made Available	Amount Expended During Program Year
CDBG	public - federal	726,721	
Section 108	public - federal	362,770	

Table 3 - Resources Made Available

Narrative

Table 3 above summarizes the resources made available and the actual amount expended during FY2024. CDBG included the FY 2024 award of \$726,721 and program income of \$36,419.31 for a total of \$763,140.31. Also, included are the amounts the City expended during FY2024 in CDBG funds. A total of \$362,770 was available to the City in Section 108 funds for FY2024.

The City drew down funds as projects progressed. Some projects often span more than one program year.

Identify the geographic distribution and location of investments

Target Area	Planned Percentage of Allocation	Actual Percentage of Allocation	Narrative Description
Citywide	100		Citywide

Table 4 – Identify the geographic distribution and location of investments

Narrative

During FY2024, the City chose not to allocate its CDBG resources to a specific targeted geographic area. Not selecting a specific target area allowed the City to invest CDBG funds throughout the City to assist LMI households and individuals wherever they resided.

Leveraging

Explain how federal funds leveraged additional resources (private, state and local funds), including a description of how matching requirements were satisfied, as well as how any publicly owned land or property located within the jurisdiction that were used to address the needs identified in the plan.

The City attempted to leverage grants and other funding, when appropriate, to meet the objectives of the Annual Action Plan by utilizing a combination of public and private funds.

Under the City's Affordable Housing program, a private mortgage lender provides first mortgage financing, and the City offers a second mortgage as a down payment for qualified applicants. Typically, the second mortgage represents 20 percent of the house's cost, thereby incentivizing the lender to provide 80 percent of the financing. The NAHDC has completed a total of 7 homes in the Tucker Heights Subdivision.

During FY2024, CDBG funds was expended towards activities to support Economic Development Section 108 loans. Section 108 funds were used to assist with capital funding for equipment for a restaurant facility within the City of Auburn.

CR-20 - Affordable Housing 91.520(b)

Evaluation of the jurisdiction's progress in providing affordable housing, including the number and types of families served, the number of extremely low-income, low-income, moderate-income, and middle-income persons served.

	One-Year Goal	Actual
Number of Homeless households to be provided affordable housing units	0	0
Number of Non-Homeless households to be provided affordable housing units	0	0
Number of Special-Needs households to be provided affordable housing units	0	0
Total	0	0

Table 5 – Number of Households

	One-Year Goal	Actual
Number of households supported through Rental Assistance	0	0
Number of households supported through The Production of New Units	0	0
Number of households supported through Rehab of Existing Units	5	7
Number of households supported through Acquisition of Existing Units	0	0
Total	5	7

Table 6 – Number of Households Supported

Discuss the difference between goals and outcomes and problems encountered in meeting these goals.

The City and the North Auburn Housing Development Corporation (NAHDC) completed the affordable housing subdivision's initial design and development in FY2019. The site work was completed in FY2019, and the NAHDC has completed seven (7) homes in the Tucker Heights subdivision.

Affordable housing units are consistently a top priority. An ongoing challenge for the City is the acquisition of available residential building lots to construct affordable housing. Title issues must be

cleared up before the seller has the legal right to sell the property, and the lack of landowners willing to sell at reasonable values are common problem the City encounters.

Discuss how these outcomes will impact future annual action plans.

The City of Auburn Community Services Department (ACSD) continued to monitor outcomes monthly to assess its progress toward meeting the goal of increasing the number of new affordable housing units. During the FY2019, the City was able to complete site work for seven (7) affordable houses.

Seven (7) housing units received emergency repair assistance under the CDBG housing rehabilitation project.

Include the number of extremely low-income, low-income, and moderate-income persons served by each activity where information on income by family size is required to determine the eligibility of the activity.

Number of Households Served	CDBG Actual	HOME Actual
Extremely Low-income	7	0
Low-income	0	0
Moderate-income	0	0
Total	7	0

Table 7 – Number of Households Served

Narrative Information

During FY2024, CDBG funds supported cost-burdened and severely cost-burdened LMI citizens and combated the risk of eviction and homelessness by providing 199 households temporary emergency assistance and emergency assistance grants (Utility and Rent/Mortgage). The City made the emergency assistance payment directly to the service provider on behalf of an individual or family.

Seven (7) housing units received emergency repair assistance under the CDBG housing rehabilitation project. Table 7 shows the income categories of all households served.

CR-25 - Homeless and Other Special Needs 91.220(d, e); 91.320(d, e); 91.520(c)

Evaluate the jurisdiction's progress in meeting its specific objectives for reducing and ending homelessness through:

Reaching out to homeless persons (especially unsheltered persons) and assessing their individual needs

According to the 2024 Point-In-Time Count, there were no individuals experiencing homelessness, whether in shelters or unsheltered, in Auburn. The PIT count, as well as supplemental data from community partners who offer homeless assistance services, does not show a chronic homelessness problem in Auburn, but does indicate that most of the persons who call requesting homelessness assistance are at imminent risk of homelessness and require short-term homeless aid because of a utility disconnection, family separation, job loss, or inability to make rent or mortgage payments.

The Consolidated Plan identifies emergency assistance as a high priority for low- and moderate-income residents of Auburn. The City provides utilities, rental, and mortgage assistance to individuals and families who are at imminent risk of homelessness when funds are available. Approximately two hundred thirty two (232) persons received emergency assistance from the City in FY2024.

The Consolidated Plan references other community partners who address the needs of residents experiencing or at risk of homelessness. The Unity Wellness Center provides HIV testing and counseling, HIV primary medical care, medical case management services, and HIV prevention education and awareness programs for HIV/AIDs patients. The Family Resource Center promotes strong families by providing support services and education for childcare providers, parents, and employers. The One Voice Shelter Coalition, Inc. offers temporary dwellings for homeless women and children in Lee County, Alabama. The Auburn United Methodist Church (UMC) provides hotel vouchers to individuals at imminent risk of homelessness. His Place and Hosanna Home, facilities located in a neighboring city, also support individuals who identify as homeless.

The Community Services Department will continue to collaborate with community partners who address the needs of residents experiencing or at risk of homelessness. One example of such efforts is the City's support of the Auburn United Methodist Church Emergency Solutions Grant from the Alabama Rural Coalition for the Homeless, Inc. Continuum of Care. Auburn United Methodist Church Good News Rapid Re-Housing Project will assist unhoused persons or families residing in Lee County, Alabama. Assistance will include security deposits and one

month's rent, as well as access to a case manager who will partner with each household to connect them with supportive services and provide additional assistance as needed to maintain housing.

In addition, the City will expand its collaboration with the Alabama Rural Coalition for the Homeless, Inc. by becoming an agency or organizational member, which will enable it to apply for funding opportunities made available through the CoC by HUD and other funding bodies. Members also receive technical assistance from ARCH and its partners to support the implementation of effective program operations (if applicable).

Addressing the emergency shelter and transitional housing needs of homeless persons

During FY2024, the City-funded social service agencies provided financial assistance to those who lost their homes due to tragedy, utility disconnections, family separations, emergencies, etc. The City is an active member of the Balance of State Continuum of Care. The City's involvement is an area resource.

Helping low-income individuals and families avoid becoming homeless, especially extremely low-income individuals and families and those who are: likely to become homeless after being discharged from publicly funded institutions and systems of care (such as health care facilities, mental health facilities, foster care and other youth facilities, and corrections programs and institutions); and, receiving assistance from public or private agencies that address housing, health, social services, employment, education, or youth needs

During FY2024, various public and private social service agencies provided needed services to individuals released from institutional facilities and homes. The ACSD continued to explore opportunities to coordinate with such agencies to assist extremely low-income individuals and families and those who are being discharged from publicly funded institutions and systems of care.

Helping homeless persons (especially chronically homeless individuals and families, families with children, veterans and their families, and unaccompanied youth) make the transition to permanent housing and independent living, including shortening the period of time that individuals and families experience homelessness, facilitating access for homeless individuals and families to affordable housing units, and preventing individuals and families who were recently homeless from becoming homeless again

During FY2024, the City financially supported Unity Wellness of East Alabama Medical Center that delivered homelessness prevention assistance for displaced citizens specific to emergency assistance and assistance to those persons at risk of becoming homeless. These expenditures also included assistance with supportive services provided by local service agencies such as the Childcare Network.

CR-30 - Public Housing 91.220(h); 91.320(j)

Actions taken to address the needs of public housing

The City has worked cooperatively with the Auburn Housing Authority to address the needs of residents. In addition, the City executed subrecipient agreements in recent years with the Auburn Housing Authority (AHA) to assist AHA families (adults and children) with educational activities, transportation, and family counseling/family development.

Actions taken to encourage public housing residents to become more involved in management and participate in homeownership

In partnership with the AHA, the City made information concerning the City's affordable homeowner opportunities available to public housing residents and coordinated with public housing staff to qualify residents for homeownership. The AHA also operates the Housing Choice Voucher Program (HCV) to expand homeownership opportunities for families who are current HCV program recipients.

The AHA undertook a broad range of resident initiatives and programs, as outlined in the 2020-2024 Consolidated Plan. During FY2024, the City supported the AHA strategies to promote public housing residents' involvement in the AHA policy development and the strategic decision-making process. The AHA encouraged residents to participate through the Resident Advisory Board, which reviews AHA's proposed Annual Plan and meets regularly with the AHA staff to receive updates on AHA's significant issues and discuss matters relating to residents' participation in governance, public housing programs, etc.

Also, AHA staff worked to promote the Family Self-Sufficiency (FSS) Program to public housing residents. The Program provides participants with job training opportunities, employment counseling, case management services, household skill training, and homeowner counseling.

Additionally, the AHA and the City worked together to prepare public housing residents to become homeowners by becoming creditworthy, establishing a good credit history, and creating personal savings.

Actions taken to provide assistance to troubled PHAs

The AHA is a high-performing PHA and does not have a troubled designation. Therefore, the City didn't need to provide financial assistance or provide other assistance to remove such designation.

CR-35 - Other Actions 91.220(j)-(k); 91.320(i)-(j)

Actions taken to remove or ameliorate the negative effects of public policies that serve as barriers to affordable housing such as land use controls, tax policies affecting land, zoning ordinances, building codes, fees and charges, growth limitations, and policies affecting the return on residential investment. 91.220 (j); 91.320 (i)

No actions were taken to remove or ameliorate the negative effects of public policies that serve as barriers to affordable housing at the local level. The City maintains a coherent zoning ordinance with the ability to change as necessary. The City's Building CODES are similar to the vast majority of Alabama cities. Fees are reasonable.

Actions taken to address obstacles to meeting underserved needs. 91.220(k); 91.320(j)

Obstacles to meeting underserved needs generally fall into the category of available resources and affordable housing options. During FY2024, the City addressed these obstacles as follows:

Available resources

- The City continued to support applications submitted by various non-profit agencies to local, state, or federal agencies for funding to address obstacles to meeting underserved needs.
- The City researched and pursued other grant opportunities to meet the underserved needs.
- The City continued to look for opportunities to leverage entitlement funding.

Affordable housing options

- The City worked with the NAHDC to use CDBG entitlement funds to complete design and site work for their new affordable houses that are currently underway.
- The City continued to work with the AHA on its comprehensive housing strategy and resident development plan.
- The City continued to seek partnerships with other private sector providers, including financial institutions, to support the construction of affordable housing units.

Actions planned to foster and maintain affordable housing

The City continued its efforts to develop and support more affordable housing opportunities for LMI families. By coordinating with other non-profits, the City created new affordable housing opportunities in Auburn.

Actions taken to reduce lead-based paint hazards. 91.220(k); 91.320(j)

Under the Housing Rehabilitation and Repair programs, the City tests all housing units built before 1978

to determine if the unit contains lead paint. None of the houses rehabilitated by the City in FY2024 were built before 1978 and therefore did not require testing for lead paint.

Actions taken to reduce the number of poverty-level families. 91.220(k); 91.320(j)

Most of the activities carried out with the City's allocation of CDBG funding have a positive impact on reducing the burden of poverty within the Auburn community. The City's strategy continues to direct resources toward identifying and addressing the housing needs of LMI individuals, homeless and near-homeless persons, and funding public services activities that assist poverty-level families.

The City's strategies and actions during FY2024 to help families achieve economic and financial stability were as follows:

- Increase income through the work of the City's Economic Development Department to expand job opportunities. The City's economic development program includes recruiting new and expanding industries, assistance to existing industries and businesses, encouragement of entrepreneurial start-ups, and an innovative approach to job training and education.
- Work with the AHA, local banks, the faith-based community, and other local organizations to increase financial education, homebuyer counseling, and general financial literacy.
- Provide housing rehabilitation assistance to homeowners who do not have savings to make necessary repairs.

Actions taken to develop institutional structure. 91.220(k); 91.320(j)

The current institutional structure ensures all CDBG functions are performed in a coordinated fashion and in a manner that ensures the efficient use of resources with accomplishments. The existing institutional structure is adequate for a small CDBG program. During FY2024, the City made no specific plans to develop additional institutional structures.

Actions taken to enhance coordination between public and private housing and social service agencies. 91.220(k); 91.320(j)

As the lead agency in the Annual Action Plan development process, the City recognizes the importance of coordinating its planning efforts with other public and private service agencies. By coordinating efforts, the City accomplished programs needed to provide decent housing, and a suitable living environment, and expand economic opportunities, particularly for LMI persons.

During FY2024, the City continued coordination efforts as follows:

- Met regularly with non-profits and other community agencies, including the AHA, East Alabama Food Bank, United Way of Lee County (UW), Alabama Council on Human Relations (ACHR), and Lee Russell Council of Government (LRCOG), to seek their input.

- Worked closely with private developers on creating affordable housing options.
- Worked with training and employment organizations to expand employment opportunities for LMI persons.
- Worked with housing and service providers to implement strategies to address chronic homelessness and the underserved's needs.
- Worked with local businesses to provide training services for LMI persons.

Identify actions taken to overcome the effects of any impediments identified in the jurisdictions analysis of impediments to fair housing choice. 91.520(a)

During FY2024 and Fair Housing Month, the City joined with the neighboring City of Opelika to sponsor multiple first-time homebuyer forums and fair housing awareness Zoom sessions. The Zoom sessions informed realtors, lenders, property owners, and the public at large regarding the home-buying process requirements and National Fair Housing Laws. An average of ten (10) individuals and professionals attended the Zoom meeting.

To overcome identified impediments and explain its Affordable Housing Program, the City met via Zoom with local banking officials, realtors, and mortgage company representatives. The purpose of the meetings was to encourage their continued and increased participation in the City's program and discussed any possible impediment to fair housing in Auburn. The consensus was to continue working together to identify any actions required to overcome the effects of any impediments identified.

CR-40 - Monitoring 91.220 and 91.230

Describe the standards and procedures used to monitor activities carried out in furtherance of the plan and used to ensure long-term compliance with requirements of the programs involved, including minority business outreach and the comprehensive planning requirements

The Community Services Department, the lead agency for the City of Auburn, developed a standard approach to monitoring to ensure federal funds received from HUD were used only for approved activities and administered under applicable statutory and regulatory requirements. This monitoring approach identifies potential problems in meeting functional requirements. This approach also helps to prevent fraud, waste, and mismanagement of CDBG funds.

The City executed an Agreement with each CDBG sub-recipient stating that, among other things, the sub-recipient was subject to performance monitoring at least annually following the City's established Sub-Recipient Monitoring Policy. The goal is to ensure that Consolidated Plan-related programs and activities are carried out in a timely manner in accordance with federal regulations and statutory requirements. The policy requires that the City:

1. Provide at least a ten (10) working day notice to each sub-recipient (Sub-Recipient Monitoring Notice) regarding a scheduled site monitoring visit about the CDBG-funded activity. The notice must specify the general types of documents to be reviewed or information to be collected (e.g., general information, national objective compliance, activity eligibility, quarterly reports, recordkeeping, financial management, procurement, and conflict of interest). The notice must inform the sub-recipient that it must have appropriate and responsible staff members (e.g., activity manager, financial manager) available throughout the visit.
2. Provide within twenty-one (21) days following the conclusion of the monitoring visit a written Monitoring Report to the sub-recipient. The Report identifies findings or concerns discovered due to the monitoring, specifies what corrective action must be taken, and specify any documents required to be sent to the City to demonstrate that corrective action has been taken. The Report also indicates when no findings or concerns are discovered.
3. Allow the sub-recipient twenty-one (21) days from the Monitoring Report's date to demonstrate that corrective action has been taken except that the sub-recipient may request an extension in writing. The City may agree in writing to the request for compelling reasons (e.g., illness or absence of appropriate and responsible staff during the twenty-one (21) days needed to complete the corrective action). The City will append the applicable Monitoring Checklist to each Monitoring Report sent to a sub-recipient regardless of whether findings or concerns have been identified. Once required corrective action has been taken, the City will provide a written Closeout Letter to the sub-recipient.
4. Inform the sub-recipient in the Monitoring Report that failure to take corrective action when required may terminate the sub-recipient Agreement.

Citizen Participation Plan 91.105(d); 91.115(d)

Describe the efforts to provide citizens with reasonable notice and an opportunity to comment on performance reports.

Per the City's Citizen Participation Plan, the City ran a Public Notice in the local distribution, *Auburn Villager*, on July 9, 2025, notifying the public that the FY2024 CAPER was available for review and announcing the start of a fifteen (15)-day Citizen Comment period. Copies of the CAPER were made available for inspection at the Community Services Department (Boykin Community Center), Auburn City Hall, Auburn Public Library, and on the City's website.

No comments or requests for accommodations were received before the date this report was filed with HUD.

CR-45 - CDBG 91.520(c)

Specify the nature of, and reasons for, any changes in the jurisdiction's program objectives and indications of how the jurisdiction would change its programs as a result of its experiences.

The City of Auburn Community Services Department made no significant changes to its program objectives from its adopted FY2024 Action Plan. A review of the year's accomplishments and ongoing community needs has led CSD to continue in FY2024 to focus on the development of affordable housing units, and supportive services that place an emphasis on homelessness prevention and youth, family, and elderly services.

Does this Jurisdiction have any open Brownfields Economic Development Initiative (BEDI) grants?

No

[BEDI grantees] Describe accomplishments and program outcomes during the last year.

CR-58 – Section 3

Identify the number of individuals assisted and the types of assistance provided

Total Labor Hours	CDBG	HOME	ESG	HOPWA	HTF
Total Number of Activities	2	0	0	0	0
Total Labor Hours	0				
Total Section 3 Worker Hours	0				
Total Targeted Section 3 Worker Hours	0				

Table 8 – Total Labor Hours

Qualitative Efforts - Number of Activities by Program	CDBG	HOME	ESG	HOPWA	HTF
Outreach efforts to generate job applicants who are Public Housing Targeted Workers	2				
Outreach efforts to generate job applicants who are Other Funding Targeted Workers.					
Direct, on-the job training (including apprenticeships).					
Indirect training such as arranging for, contracting for, or paying tuition for, off-site training.					
Technical assistance to help Section 3 workers compete for jobs (e.g., resume assistance, coaching).					
Outreach efforts to identify and secure bids from Section 3 business concerns.					
Technical assistance to help Section 3 business concerns understand and bid on contracts.					
Division of contracts into smaller jobs to facilitate participation by Section 3 business concerns.					
Provided or connected residents with assistance in seeking employment including: drafting resumes, preparing for interviews, finding job opportunities, connecting residents to job placement services.					
Held one or more job fairs.					
Provided or connected residents with supportive services that can provide direct services or referrals.					
Provided or connected residents with supportive services that provide one or more of the following: work readiness health screenings, interview clothing, uniforms, test fees, transportation.					
Assisted residents with finding child care.					
Assisted residents to apply for, or attend community college or a four year educational institution.					
Assisted residents to apply for, or attend vocational/technical training.					
Assisted residents to obtain financial literacy training and/or coaching.					
Bonding assistance, guaranties, or other efforts to support viable bids from Section 3 business concerns.					
Provided or connected residents with training on computer use or online technologies.					
Promoting the use of a business registry designed to create opportunities for disadvantaged and small businesses.					
Outreach, engagement, or referrals with the state one-stop system, as designed in Section 121(e)(2) of the Workforce Innovation and Opportunity Act.					

Other.					
--------	--	--	--	--	--

Table 9 – Qualitative Efforts - Number of Activities by Program

Narrative

Public Notice

City of Auburn Community Development Block Grant (CDBG) Consolidated Annual Performance and Evaluation Report (CAPER) 2024 Program Year

The City of Auburn has prepared its Draft Consolidated Annual Performance and Evaluation Report (CAPER) for the Community Development Block Grant (CDBG) Program for the period of June 1, 2024, through May 31, 2025. The purpose of the CAPER is to evaluate the progress in carrying out priorities and objectives identified in the approved 2020–2024 Consolidated Plan and 2024 Action Plan.

The City of Auburn actively encourages ongoing citizen participation and feedback. All citizens are encouraged to issue comments on the CAPER outcomes by mail, email, phone, from July 11, 2025, through July 29, 2025. All accommodations are considered.

A copy of the CAPER is available for review at the following locations.

Auburn City Hall
144 Tichenor Avenue, Suite 1
Auburn, AL 36830

Auburn Public Library
749 E Thach Avenue
Auburn, AL 36830

Community Services Department
400 Boykin Street
Auburn, AL 36832

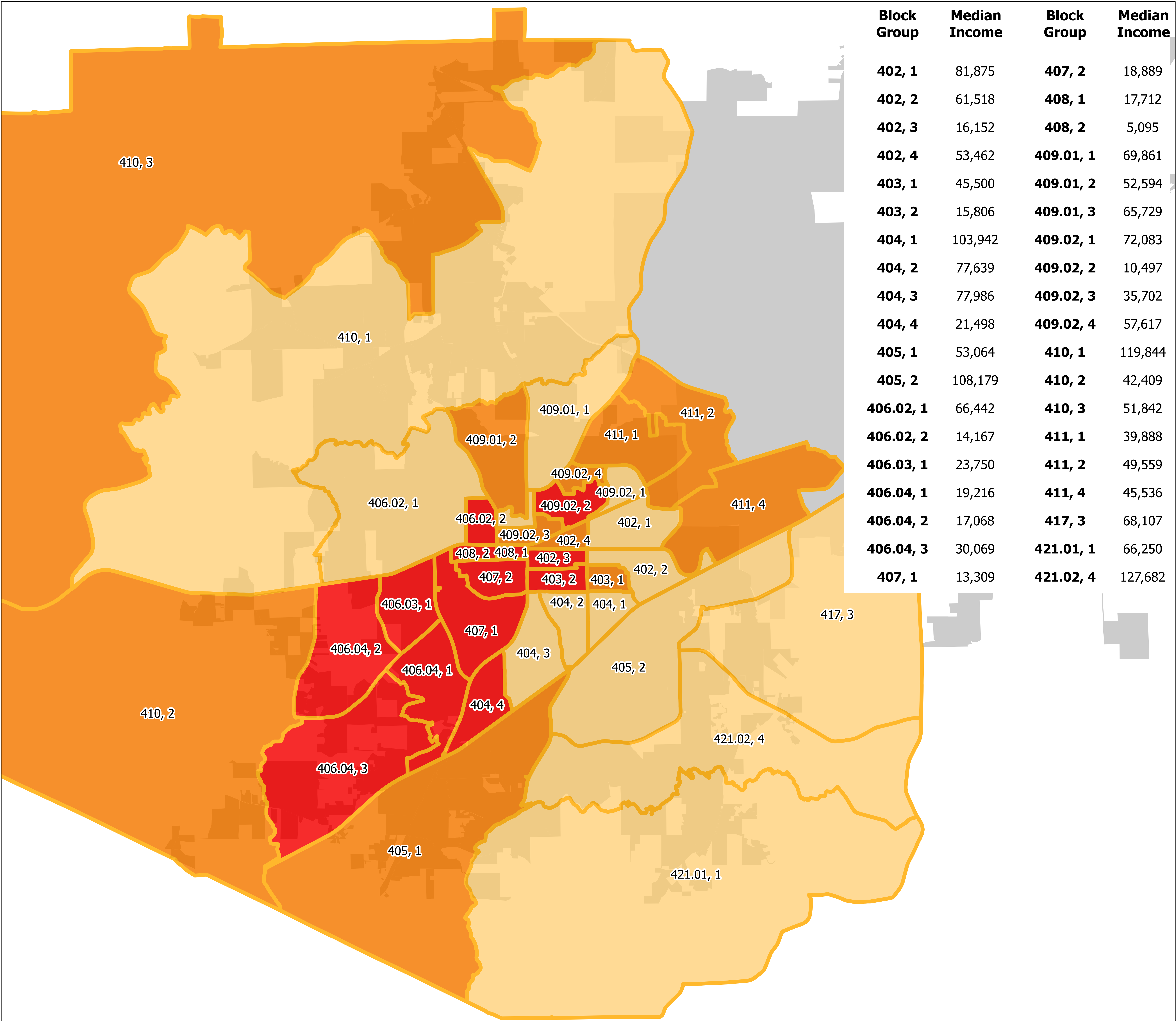
City Website:
<https://www.auburnalabama.org/community-development/resources/>

Written comments will be accepted for consideration until July 29, 2025, at 5:00 PM. Comments received after 5:00 PM, July 29, 2025, will NOT be considered. Written comments should be mailed to the City of Auburn Community Services Department, 144 Tichenor Avenue, Auburn, Alabama 36830. Please include a name, address, and phone number.

Pursuant to 24 CFR 91.520, the City will submit the CAPER to the Department of Housing and Urban Development (HUD) on August 15, 2025.

Median Income

Census Block Groups, American Community Survey 2015-2019, 5-Year Estimates



Block Group	Median Income	Block Group	Median Income
402, 1	81,875	407, 2	18,889
402, 2	61,518	408, 1	17,712
402, 3	16,152	408, 2	5,095
402, 4	53,462	409.01, 1	69,861
403, 1	45,500	409.01, 2	52,594
403, 2	15,806	409.01, 3	65,729
404, 1	103,942	409.02, 1	72,083
404, 2	77,639	409.02, 2	10,497
404, 3	77,986	409.02, 3	35,702
404, 4	21,498	409.02, 4	57,617
405, 1	53,064	410, 1	119,844
405, 2	108,179	410, 2	42,409
406.02, 1	66,442	410, 3	51,842
406.02, 2	14,167	411, 1	39,888
406.03, 1	23,750	411, 2	49,559
406.04, 1	19,216	411, 4	45,536
406.04, 2	17,068	417, 3	68,107
406.04, 3	30,069	421.01, 1	66,250
407, 1	13,309	421.02, 4	127,682

Census Block Groups (2010)

Auburn City Limits


Opelika City Limits

Block Group Median Income

<35,000

35,000-60,000

>60,000

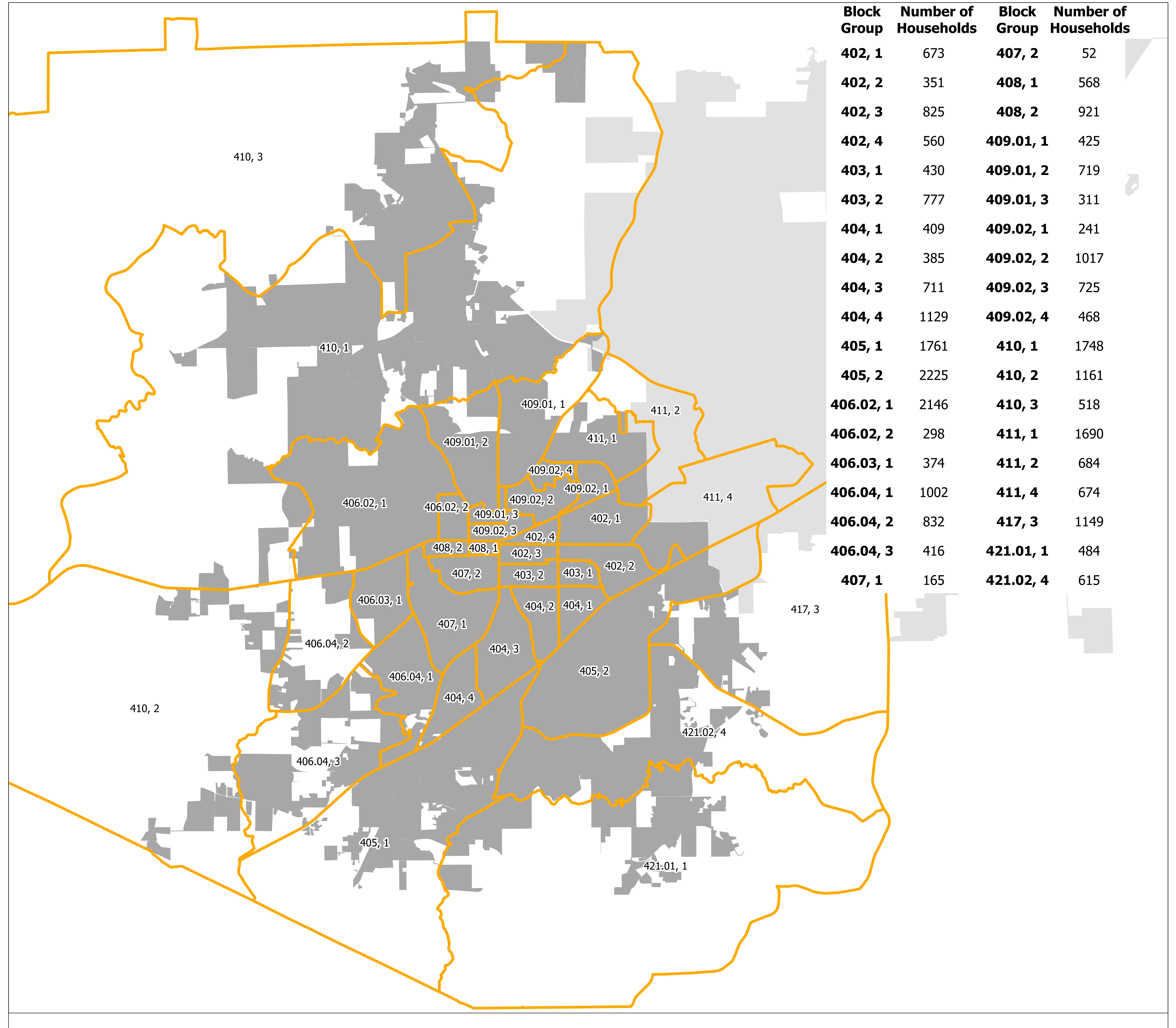


0 0.25 0.5 1 Miles

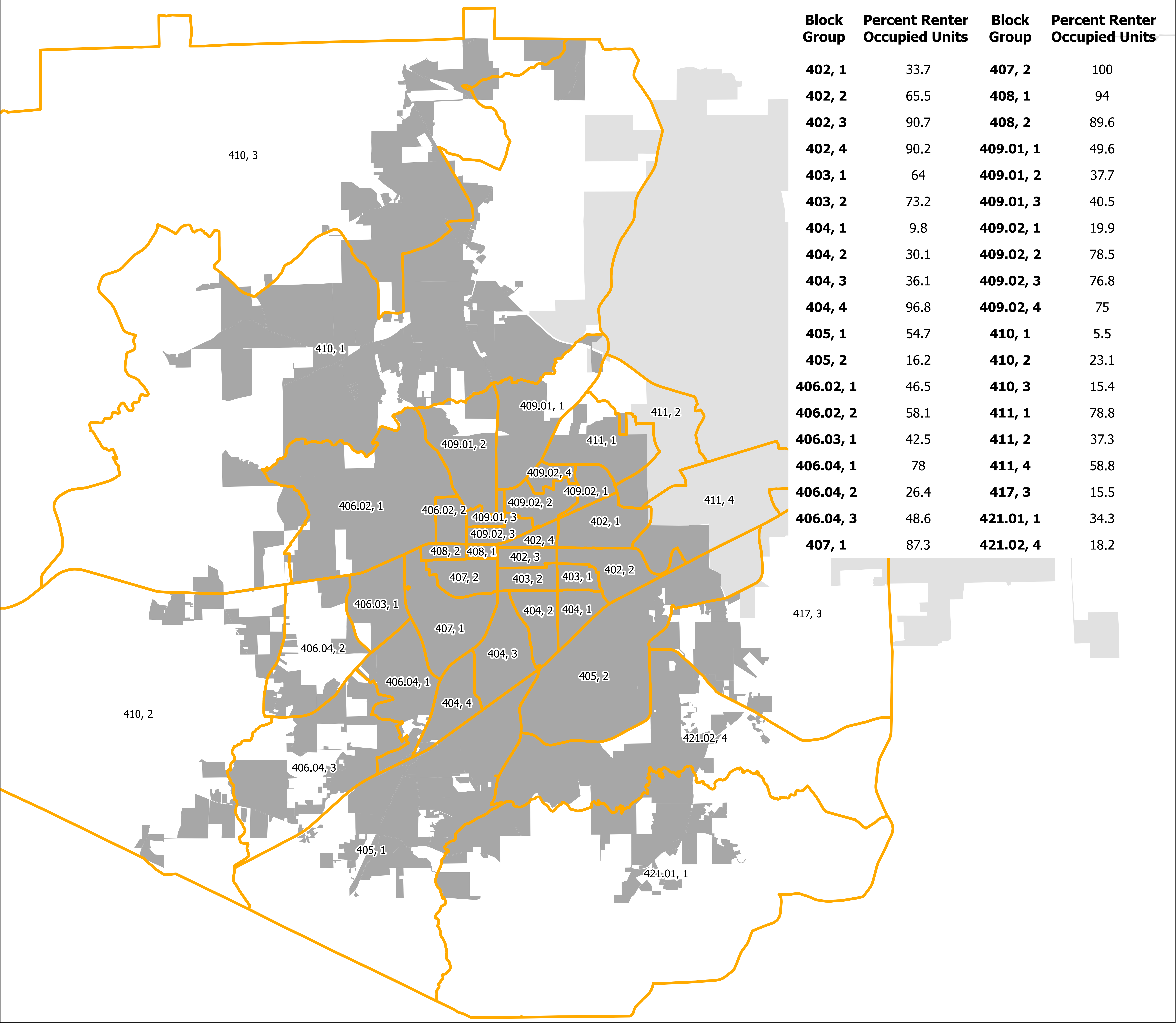
GIS Division
08/22/2023

The City of Auburn, Alabama does not guarantee or warrant the accuracy of this map or any information contained herein. Information may contain errors and should be verified by an appropriately qualified, licensed and independent professional.

Census Block Groups, American Community Survey 2015-2019, 5-Year Estimates



The City of Auburn, Alabama does not guarantee or warrant the accuracy of this map or any information contained herein. Information may contain errors and should be verified by an appropriately qualified, licensed and independent professional.




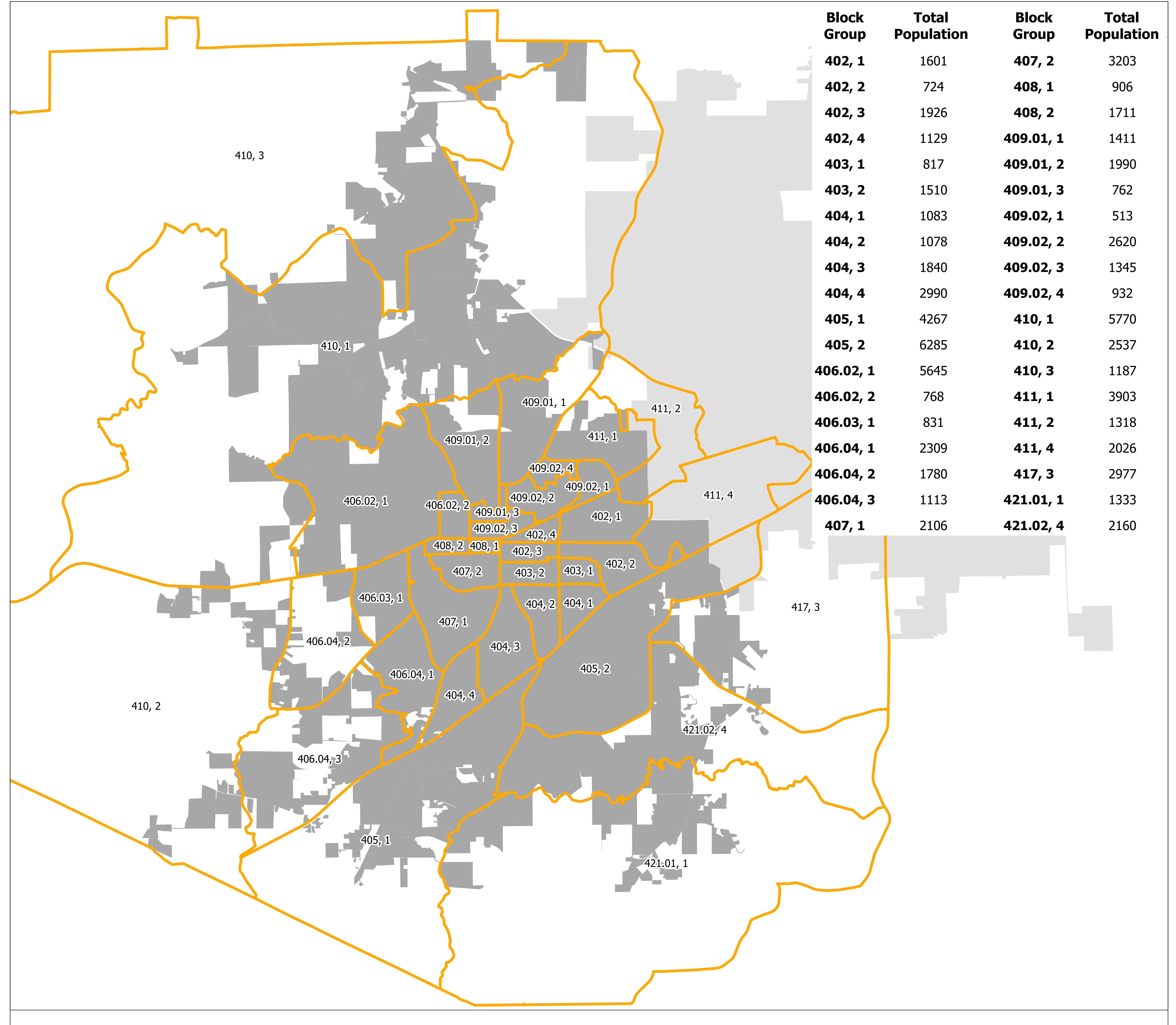
Block Group	Percent Renter Occupied Units	Block Group	Percent Renter Occupied Units
402, 1	33.7	407, 2	100
402, 2	65.5	408, 1	94
402, 3	90.7	408, 2	89.6
402, 4	90.2	409.01, 1	49.6
403, 1	64	409.01, 2	37.7
403, 2	73.2	409.01, 3	40.5
404, 1	9.8	409.02, 1	19.9
404, 2	30.1	409.02, 2	78.5
404, 3	36.1	409.02, 3	76.8
404, 4	96.8	409.02, 4	75
405, 1	54.7	410, 1	5.5
405, 2	16.2	410, 2	23.1
406.02, 1	46.5	410, 3	15.4
406.02, 2	58.1	411, 1	78.8
406.03, 1	42.5	411, 2	37.3
406.04, 1	78	411, 4	58.8
406.04, 2	26.4	417, 3	15.5
406.04, 3	48.6	421.01, 1	34.3
407, 1	87.3	421.02, 4	18.2

Census Block Groups (2010)

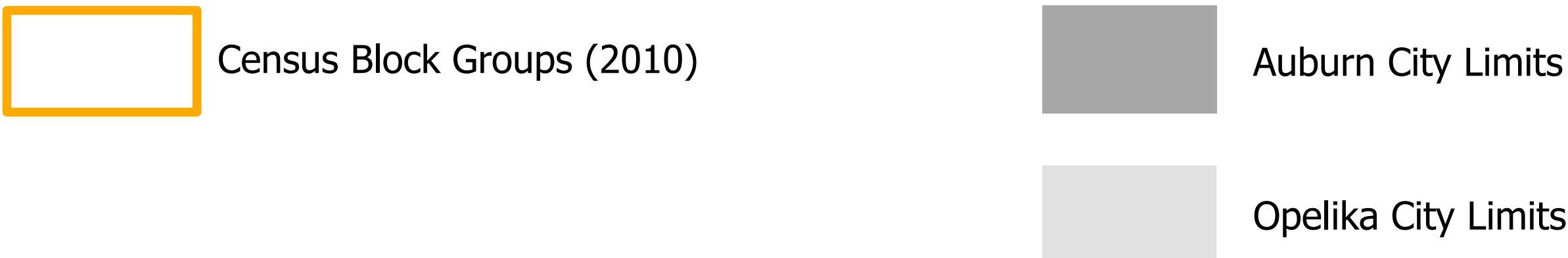
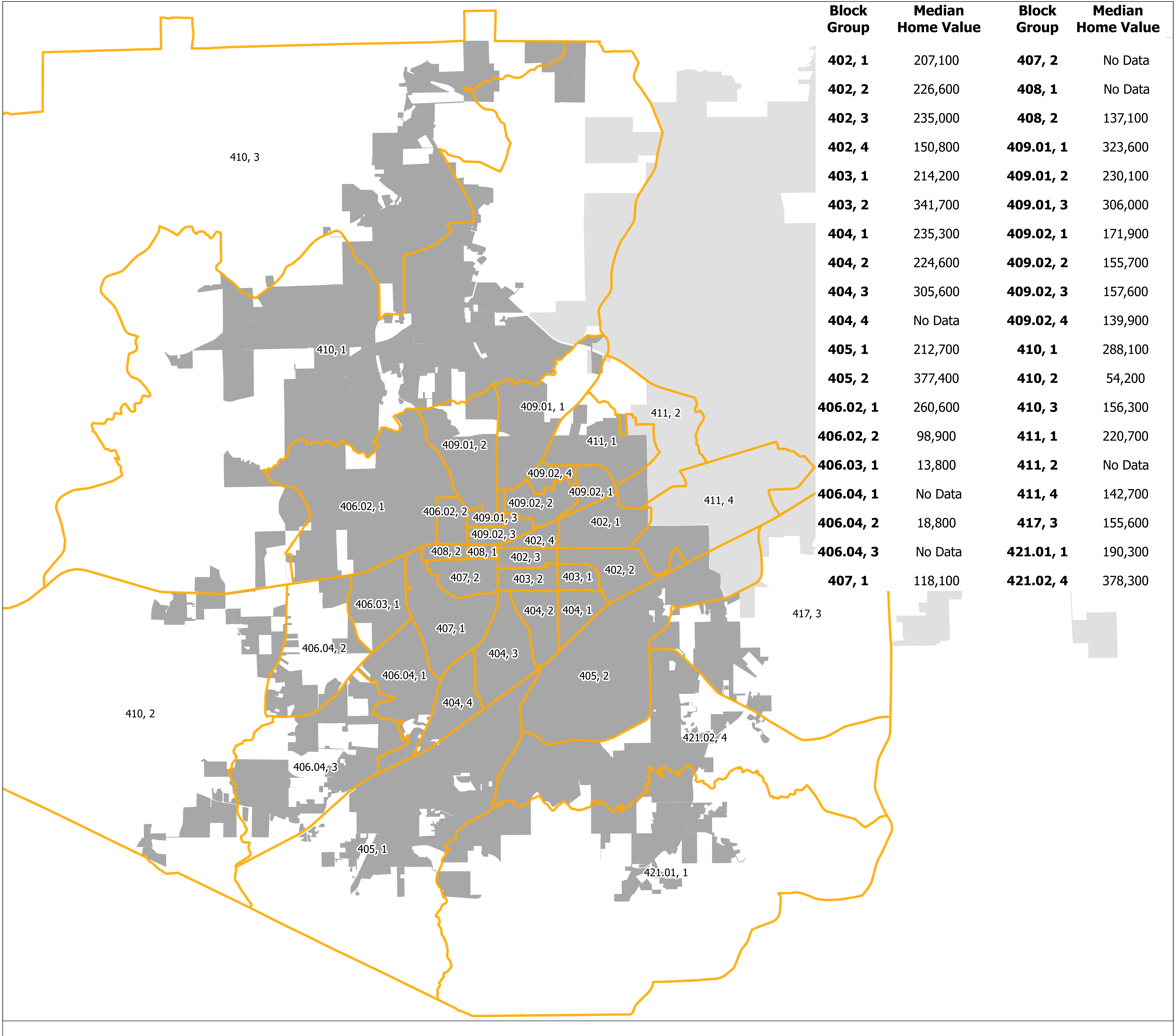
Auburn City Limits

Opelika City Limits

Census Block Groups, American Community Survey 2015-2019, 5-Year Estimates

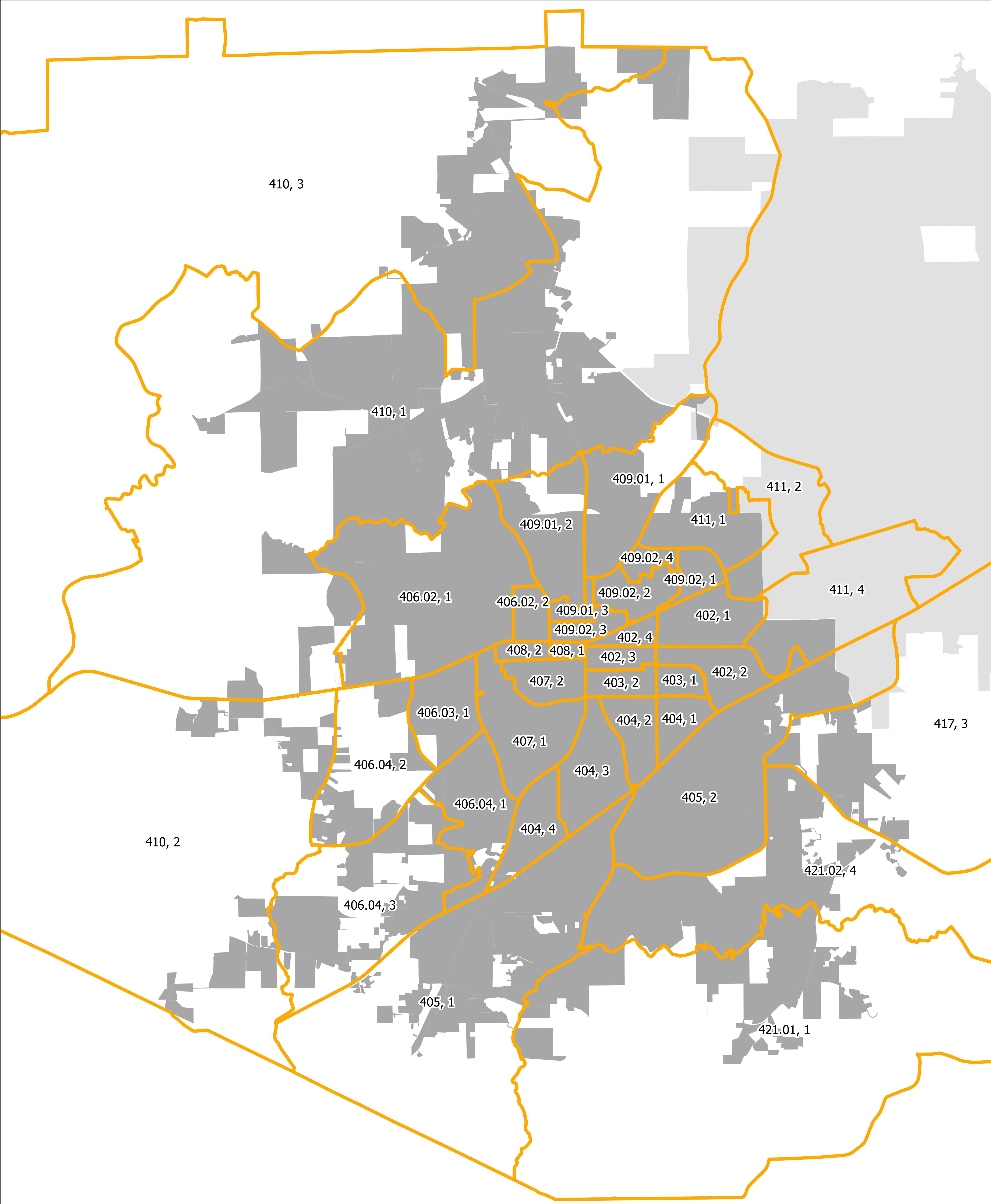


The City of Auburn, Alabama does not guarantee or warrant the accuracy of this map or any information contained herein. Information may contain errors and should be verified by an appropriately qualified, licensed and independent professional.



Median Income

Census Block Groups, American Community Survey 2015-2019, 5-Year Estimates



Block Group	Median Income	Block Group	Median Income
402, 1	81,875	407, 2	18,889
402, 2	61,518	408, 1	17,712
402, 3	16,152	408, 2	5,095
402, 4	53,462	409.01, 1	69,861
403, 1	45,500	409.01, 2	52,594
403, 2	15,806	409.01, 3	65,729
404, 1	103,942	409.02, 1	72,083
404, 2	77,639	409.02, 2	10,497
404, 3	77,986	409.02, 3	35,702
404, 4	21,498	409.02, 4	57,617
405, 1	53,064	410, 1	119,844
405, 2	108,179	410, 2	42,409
406.02, 1	66,442	410, 3	51,842
406.02, 2	14,167	411, 1	39,888
406.03, 1	23,750	411, 2	49,559
406.04, 1	19,216	411, 4	45,536
406.04, 2	17,068	417, 3	68,107
406.04, 3	30,069	421.01, 1	66,250
407, 1	13,309	421.02, 4	127,682

Census Block Groups (2010)

Auburn City Limits

Opelika City Limits

N
W
E
S

00.250.51

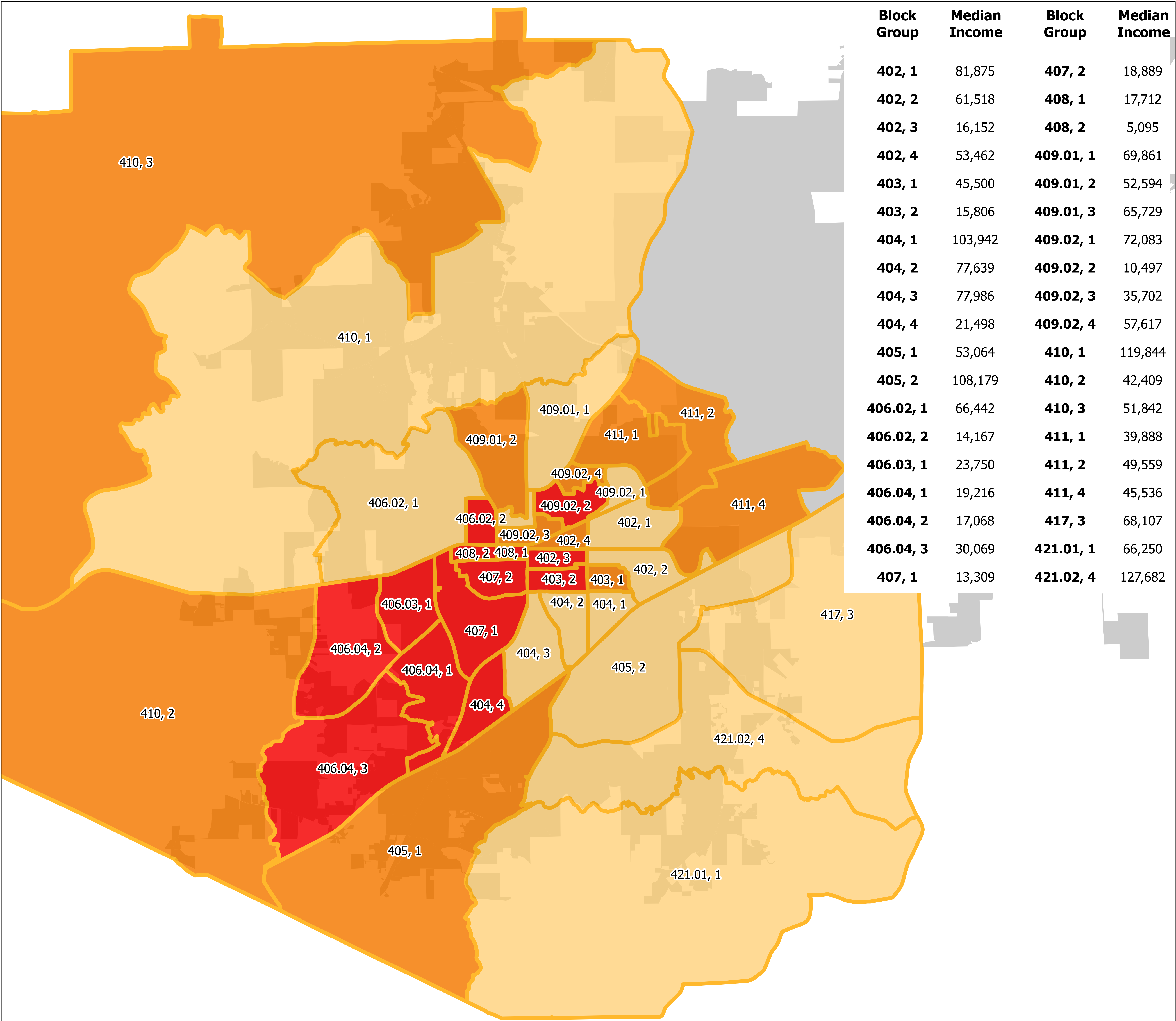
Miles

GIS Division
08/08/2023

The City of Auburn, Alabama does not guarantee or warrant the accuracy of this map or any information contained herein. Information may contain errors and should be verified by an appropriately qualified, licensed and independent professional.

Median Income

Census Block Groups, American Community Survey 2015-2019, 5-Year Estimates



Block Group	Median Income	Block Group	Median Income
402, 1	81,875	407, 2	18,889
402, 2	61,518	408, 1	17,712
402, 3	16,152	408, 2	5,095
402, 4	53,462	409.01, 1	69,861
403, 1	45,500	409.01, 2	52,594
403, 2	15,806	409.01, 3	65,729
404, 1	103,942	409.02, 1	72,083
404, 2	77,639	409.02, 2	10,497
404, 3	77,986	409.02, 3	35,702
404, 4	21,498	409.02, 4	57,617
405, 1	53,064	410, 1	119,844
405, 2	108,179	410, 2	42,409
406.02, 1	66,442	410, 3	51,842
406.02, 2	14,167	411, 1	39,888
406.03, 1	23,750	411, 2	49,559
406.04, 1	19,216	411, 4	45,536
406.04, 2	17,068	417, 3	68,107
406.04, 3	30,069	421.01, 1	66,250
407, 1	13,309	421.02, 4	127,682

Census Block Groups (2010)

Auburn City Limits


Opelika City Limits

Block Group Median Income

<35,000

35,000-60,000

>60,000

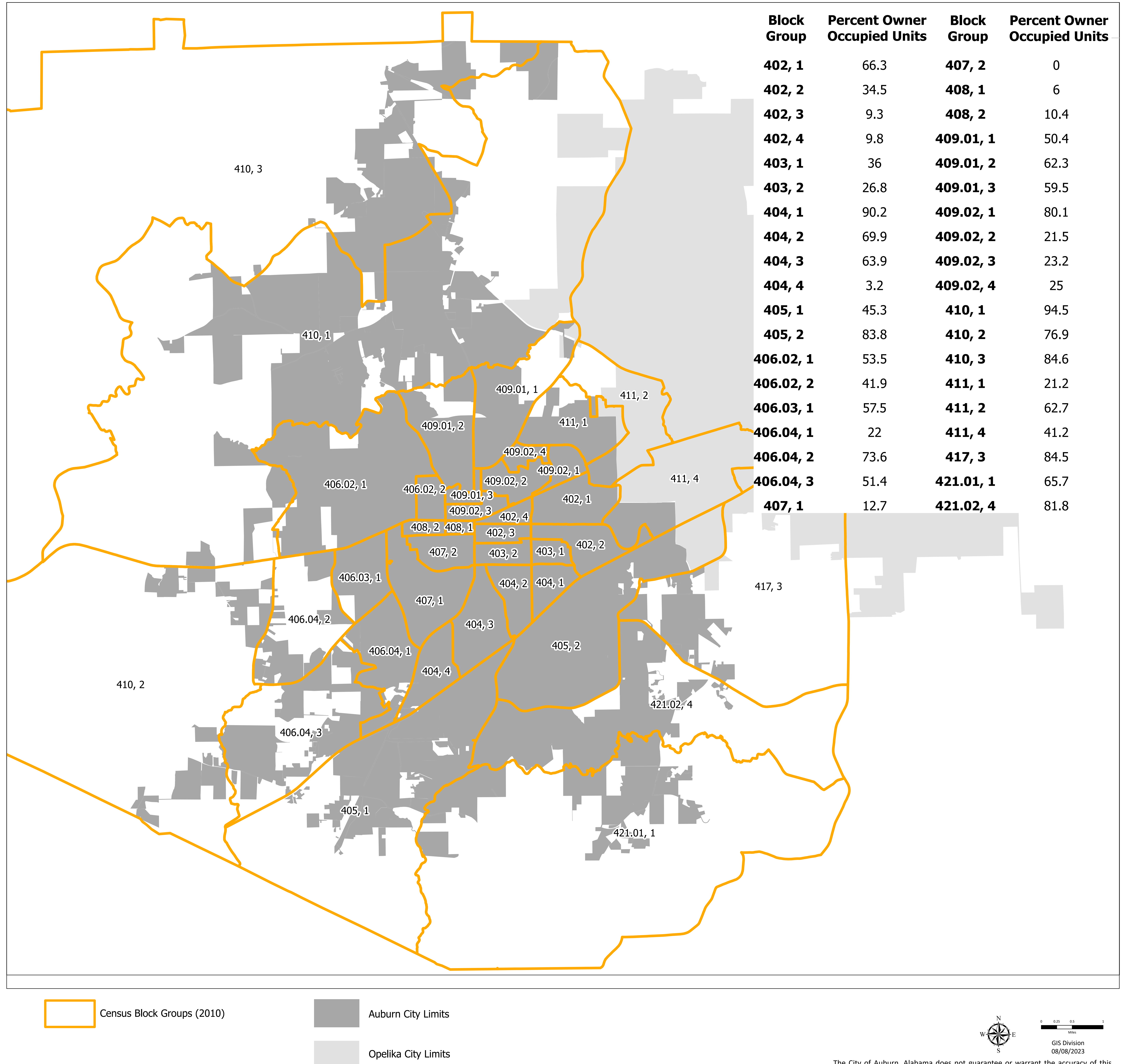


0 0.25 0.5 1 Miles

GIS Division
08/22/2023


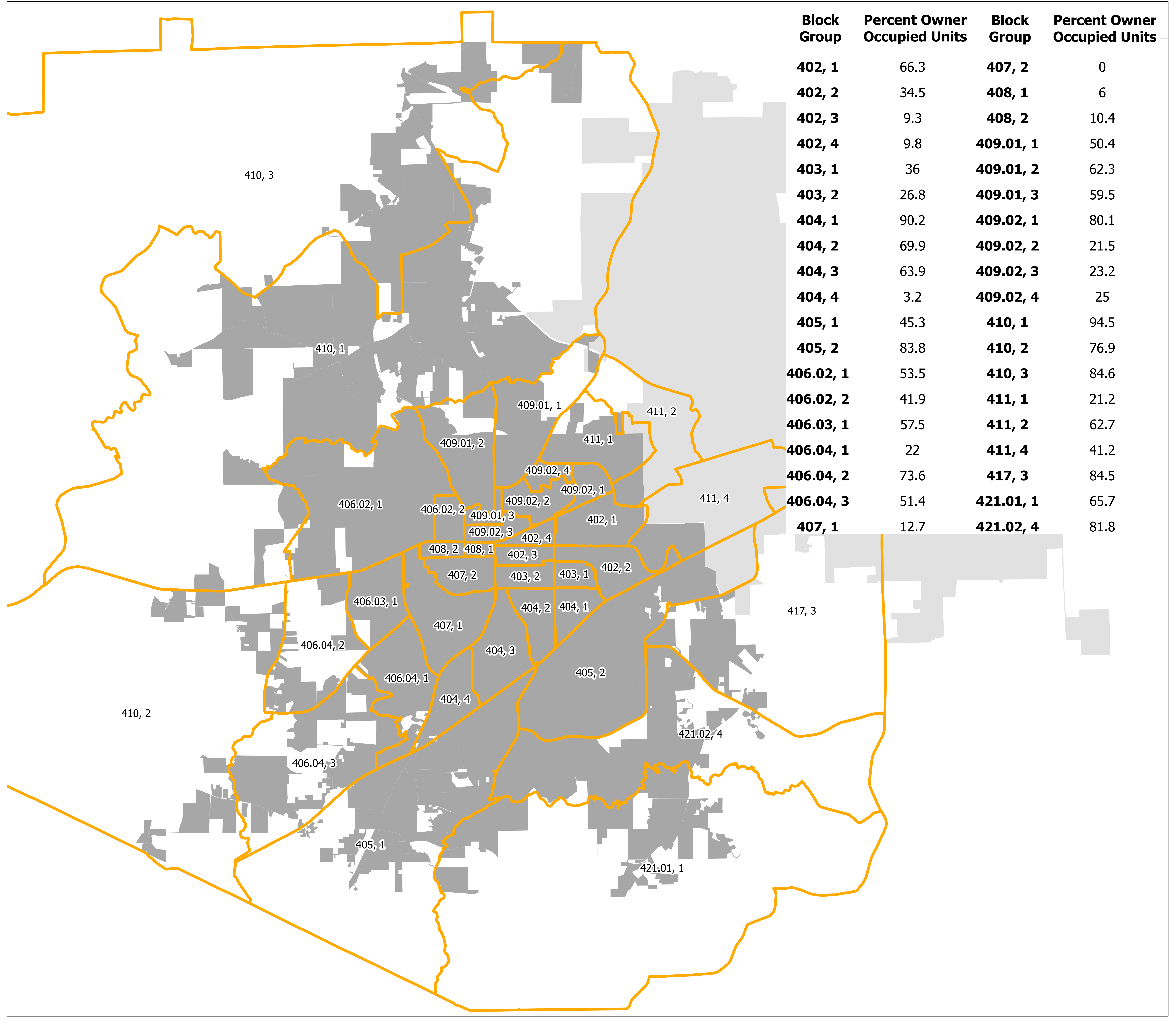
The City of Auburn, Alabama does not guarantee or warrant the accuracy of this map or any information contained herein. Information may contain errors and should be verified by an appropriately qualified, licensed and independent professional.

Census Block Groups, American Community Survey 2015-2019, 5-Year Estimates



The City of Auburn, Alabama does not guarantee or warrant the accuracy of this map or any information contained herein. Information may contain errors and should be verified by an appropriately qualified, licensed and independent professional.

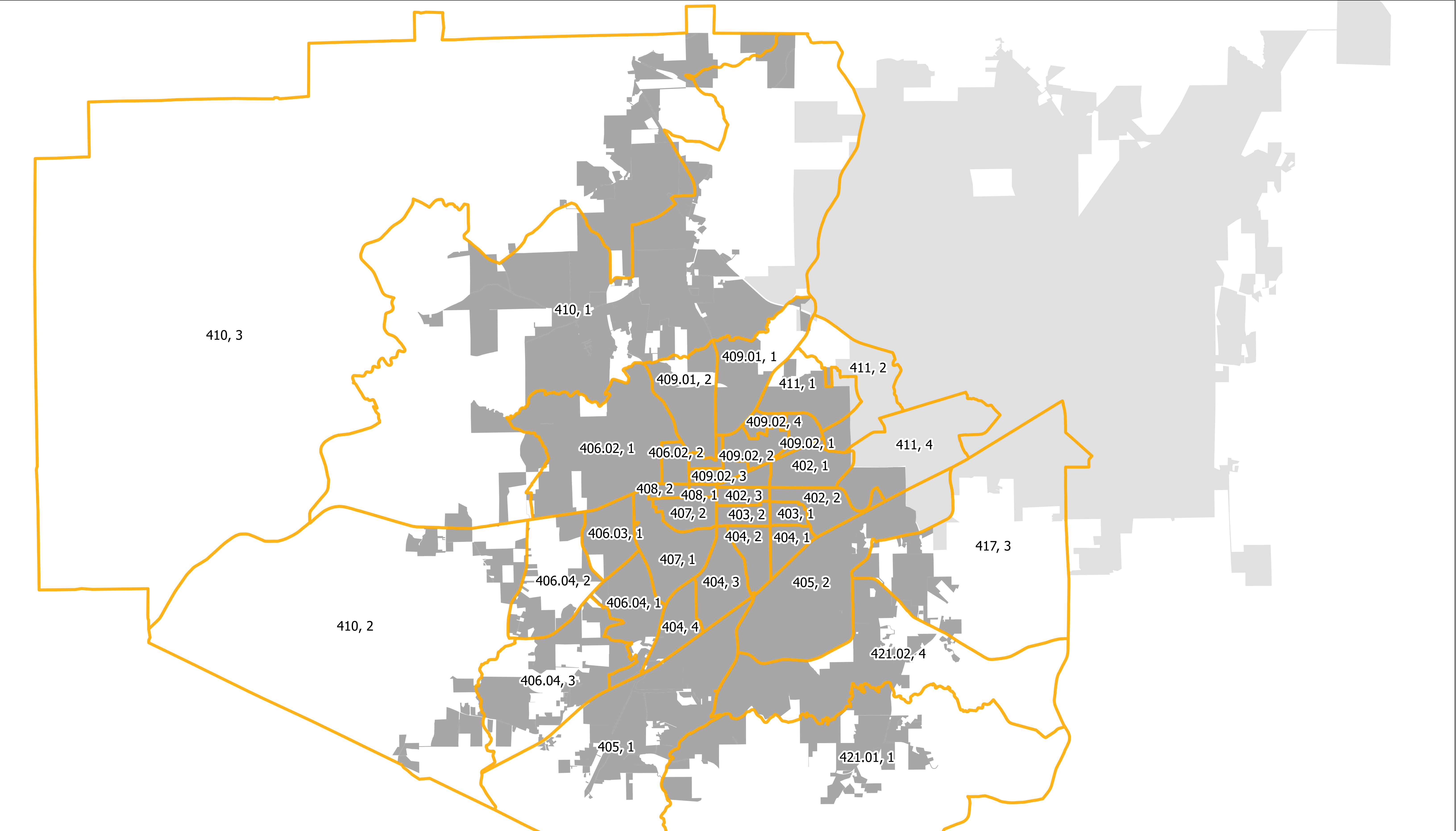
Census Block Groups, American Community Survey 2015-2019, 5-Year Estimates



The City of Auburn, Alabama does not guarantee or warrant the accuracy of this map or any information contained herein. Information may contain errors and should be verified by an appropriately qualified, licensed and independent professional.

Percentage of Population by Race

Census Block Groups, American Community Survey 2015-2019, 5-Year Estimates



Block Group	402, 1	402, 2	402, 3	402, 4	403, 1	403, 2	404, 1	404, 2	404, 3	404, 4	405, 1	405, 2	406.02, 1	406.02, 2	406.03, 1	406.04, 1	406.04, 2	406.04, 3	407, 1
Percentage of Population																			
White	66.2	72.7	82.3	69.8	78.6	73.4	84.9	87.8	81.5	72.5	57.5	78.7	49.3	22.1	48.5	76.8	95.9	84.3	80.4
Black	18.2	27.3	7.4	21.7	18.0	10.3	3.6	9.9	16.0	23.8	29.4	2.8	39.4	77.9	46.6	11.9	4.1	0.0	11.6
American Indian/Alaskan Native	0.0	0.0	1.0	0.0	0.0	0.0	0.0	0.0	0.0	0.0	0.0	0.0	1.0	0.0	0.0	0.0	0.0	0.0	0.0
Asian	8.1	0.0	8.4	8.5	0.0	14.4	8.5	0.0	2.5	0.5	12.1	16.4	9.8	0.0	1.0	9.2	0.0	13.6	6.8
Native Hawaiian/Pacific Islander	0.0	0.0	0.0	0.0	0.0	0.0	0.0	0.0	0.0	0.0	0.0	0.0	0.0	0.0	0.0	0.0	0.0	0.0	0.0
Some Other Race	0.0	0.0	0.0	0.0	0.0	0.0	0.0	0.0	0.0	1.5	0.0	0.0	0.2	0.0	4.0	0.0	0.0	0.0	0.0
Two or More Races	7.4	0.0	1.0	0.0	3.4	1.9	3.0	2.3	0.0	1.6	1.1	2.2	0.5	0.0	0.0	2.0	0.0	2.2	0.8


	407, 2	408, 1	408, 2	409.01, 1	409.01, 2	409.01, 3	409.02, 1	409.02, 2	409.02, 3	409.02, 4	410, 1	410, 2	410, 3	411, 1	411, 2	411, 4	417, 3	421.01, 1	421.02, 4
White	80.1	64.6	87.1	82.3	87.2	91.9	49.3	81.2	46.5	73.0	68.8	40.0	46.0	37.4	79.8	45.1	52.8	78.5	87.7
Black	15.5	15.1	3.5	8.6	12.8	4.9	50.7	15.2	35.2	17.7	17.1	56.7	54.0	49.5	13.7	52.4	32.2	15.5	3.1
American Indian/Alaskan Native	0.0	1.0	0.0	0.0	0.0	0.0	0.0	0.0	0.0	0.0	0.0	0.0	0.0	0.0	0.0	0.0	1.0	0.0	0.0
Asian	2.9	17.4	6.5	6.8	0.0	3.3	0.0	3.6	14.6	8.0	12.1	0.0	0.0	13.1	5.0	1.3	11.5	0.7	9.3
Native Hawaiian/Pacific Islander	0.0	0.0	0.0	0.0	0.0	0.0	0.0	0.0	0.0	0.0	0.0	0.0	0.0	0.0	0.0	1.1	0.0	0.0	0.0
Some Other Race	0.2	0.0	1.1	0.0	0.0	0.0	0.0	0.0	3.6	0.0	0.5	0.0	0.0	0.0	0.0	0.0	0.0	0.0	0.0
Two or More Races	1.2	1.5	1.8	2.3	0.0	0.0	0.0	0.0	0.0	1.3	1.4	3.3	0.0	0.0	1.4	0.0	2.5	5.3	0.0





Census Block Groups (2010)



Auburn City Limits

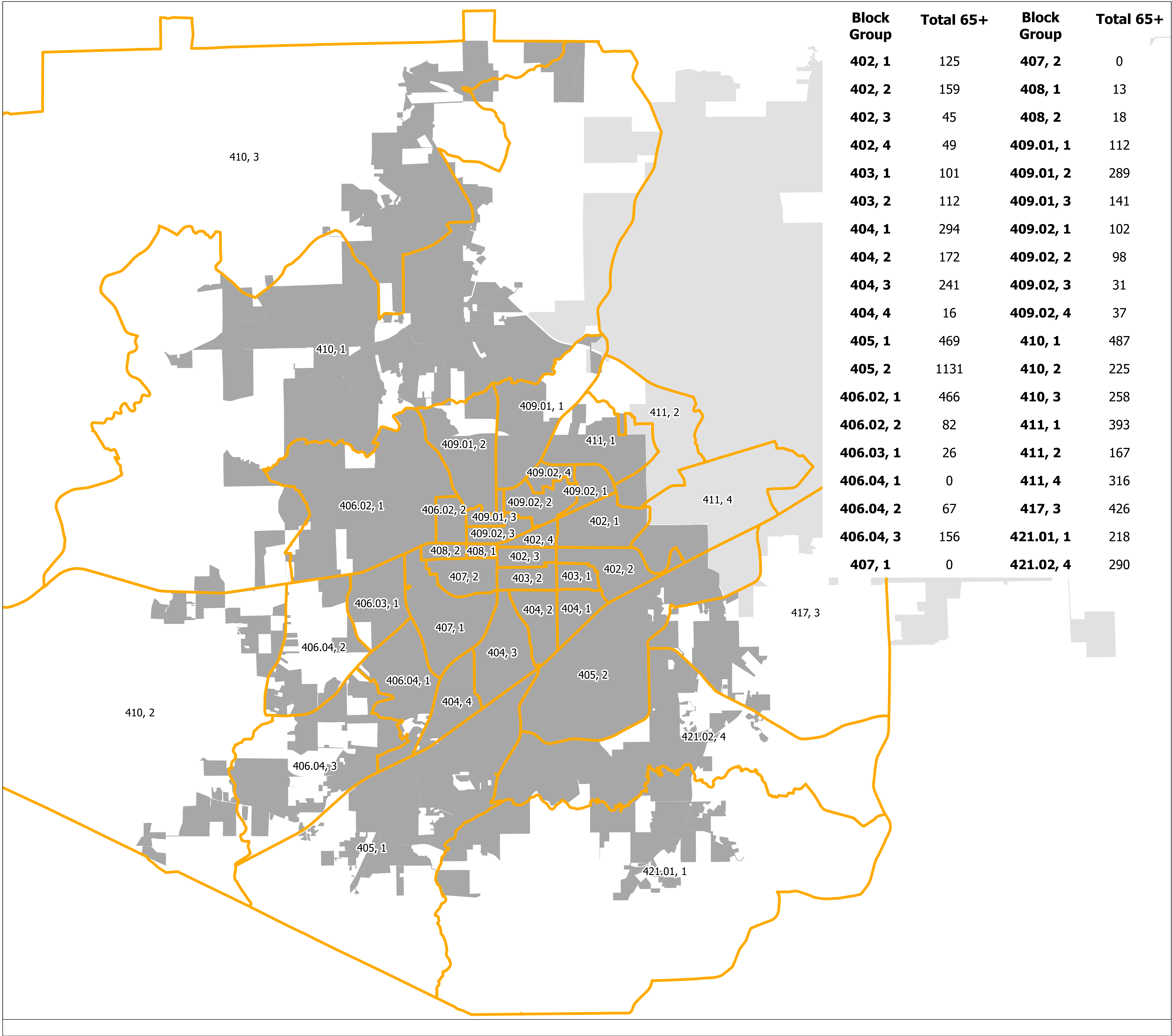


Opelika City Limits



GIS Division
08/17/2023

The City of Auburn, Alabama does not guarantee or warrant the accuracy of this map or any information contained herein. Information may contain errors and should be verified by an appropriately qualified, licensed and independent professional.



Affordable Housing Locations

Auburn, AL



- Parcels
- Affordable Housing
- Auburn City Limits

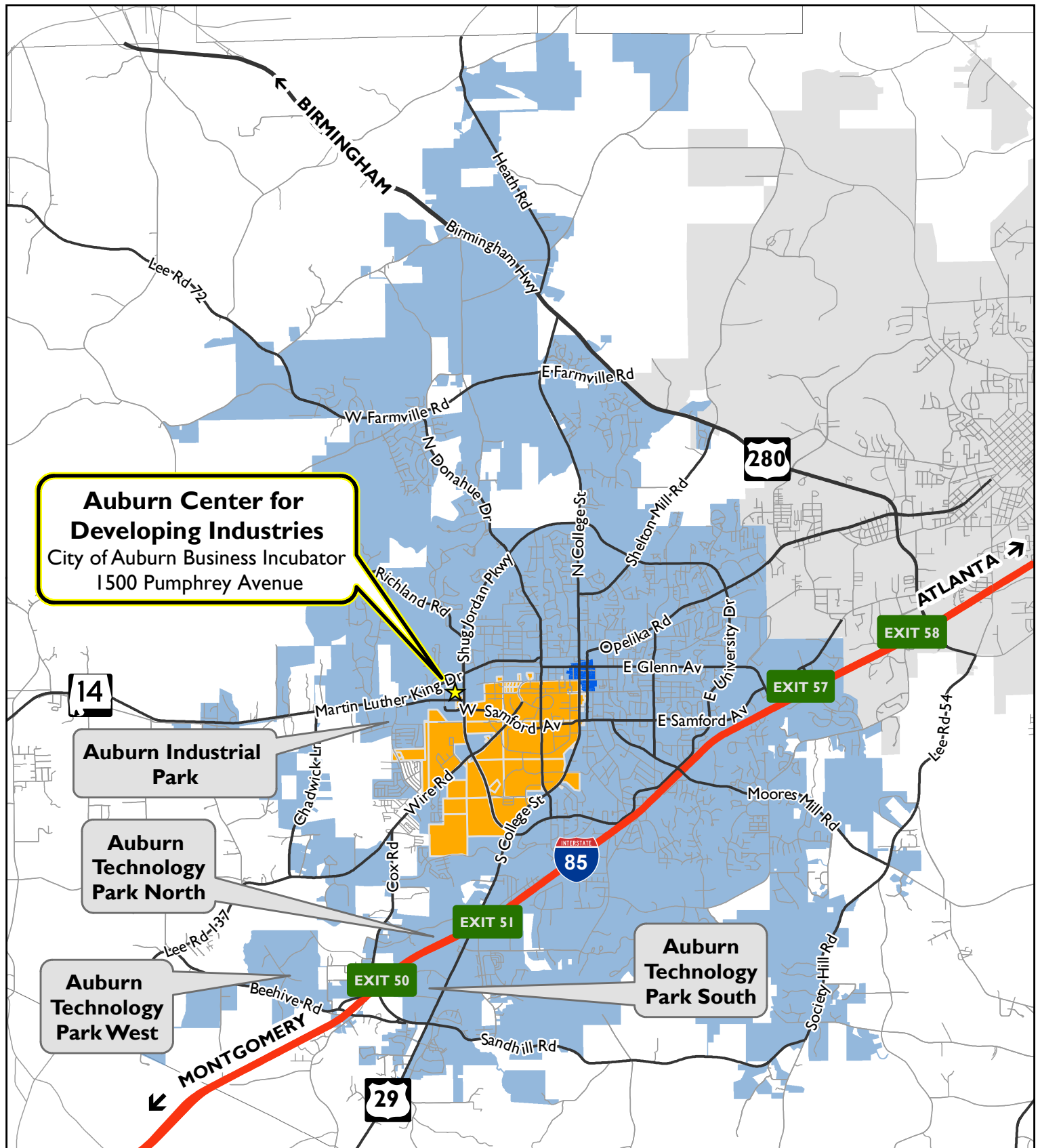


0 100 200 400
Feet
GIS Division
11/19/2019

The City of Auburn, Alabama does not guarantee or warrant the accuracy of this map or any information contained herein. Information may contain errors and should be verified by an appropriately qualified, licensed and independent professional.

Business Incubator Location

Auburn, AL



- Auburn City Limits
- University Property
- Opelika City Limits
- Downtown Auburn
- Lee County Limits



0 0.5 1 2
Miles
GIS Division
11/18/2019

The City of Auburn, Alabama does not guarantee or warrant the accuracy of this map or any information contained herein. Information may contain errors and should be verified by an appropriately qualified, licensed and independent professional.

CDBG Completed Projects



Boykin Gym Insulation Project









Joyland New HVAC Units







Office of Community Planning and Development
U.S. Department of Housing and Urban Development
Integrated Disbursement and Information System
PR26 - CDBG Financial Summary Report
Program Year 2024
Auburn , AL

DATE: 08-15-25
TIME: 8:50
PAGE: 1

PART I: SUMMARY OF CDBG RESOURCES

01 UNEXPENDED CDBG FUNDS AT END OF PREVIOUS PROGRAM YEAR	1,065,672.35
02 ENTITLEMENT GRANT	726,721.00
03 SURPLUS URBAN RENEWAL	0.00
04 SECTION 108 GUARANTEED LOAN FUNDS	0.00
05 CURRENT YEAR PROGRAM INCOME	36,419.31
05a CURRENT YEAR SECTION 108 PROGRAM INCOME (FOR SI TYPE)	0.00
06 FUNDS RETURNED TO THE LINE-OF-CREDIT	0.00
06a FUNDS RETURNED TO THE LOCAL CDBG ACCOUNT	0.00
07 ADJUSTMENT TO COMPUTE TOTAL AVAILABLE	0.00
08 TOTAL AVAILABLE (SUM, LINES 01-07)	1,828,812.66

PART II: SUMMARY OF CDBG EXPENDITURES

09 DISBURSEMENTS OTHER THAN SECTION 108 REPAYMENTS AND PLANNING/ADMINISTRATION	367,762.10
10 ADJUSTMENT TO COMPUTE TOTAL AMOUNT SUBJECT TO LOW/MOD BENEFIT	24,124.46
11 AMOUNT SUBJECT TO LOW/MOD BENEFIT (LINE 09 + LINE 10)	391,886.56
12 DISBURSED IN IDIS FOR PLANNING/ADMINISTRATION	107,208.34
13 DISBURSED IN IDIS FOR SECTION 108 REPAYMENTS	305,638.50
14 ADJUSTMENT TO COMPUTE TOTAL EXPENDITURES	3,511.49
15 TOTAL EXPENDITURES (SUM, LINES 11-14)	808,244.89
16 UNEXPENDED BALANCE (LINE 08 - LINE 15)	1,020,567.77

PART III: LOW/MOD BENEFIT THIS REPORTING PERIOD

17 EXPENDED FOR LOW/MOD HOUSING IN SPECIAL AREAS	0.00
18 EXPENDED FOR LOW/MOD MULTI-UNIT HOUSING	0.00
19 DISBURSED FOR OTHER LOW/MOD ACTIVITIES	367,762.10
20 ADJUSTMENT TO COMPUTE TOTAL LOW/MOD CREDIT	0.00
21 TOTAL LOW/MOD CREDIT (SUM, LINES 17-20)	367,762.10
22 PERCENT LOW/MOD CREDIT (LINE 21/LINE 11)	93.84%

LOW/MOD BENEFIT FOR MULTI-YEAR CERTIFICATIONS

23 PROGRAM YEARS(PY) COVERED IN CERTIFICATION	PY: PY: PY:
24 CUMULATIVE NET EXPENDITURES SUBJECT TO LOW/MOD BENEFIT CALCULATION	0.00
25 CUMULATIVE EXPENDITURES BENEFITING LOW/MOD PERSONS	0.00
26 PERCENT BENEFIT TO LOW/MOD PERSONS (LINE 25/LINE 24)	0.00%

PART IV: PUBLIC SERVICE (PS) CAP CALCULATIONS

27 DISBURSED IN IDIS FOR PUBLIC SERVICES	80,451.71
28 PS UNLIQUIDATED OBLIGATIONS AT END OF CURRENT PROGRAM YEAR	0.00
29 PS UNLIQUIDATED OBLIGATIONS AT END OF PREVIOUS PROGRAM YEAR	0.00
30 ADJUSTMENT TO COMPUTE TOTAL PS OBLIGATIONS	4,113.83
31 TOTAL PS OBLIGATIONS (LINE 27 + LINE 28 - LINE 29 + LINE 30)	84,565.54
32 ENTITLEMENT GRANT	726,721.00
33 PRIOR YEAR PROGRAM INCOME	492,298.75
34 ADJUSTMENT TO COMPUTE TOTAL SUBJECT TO PS CAP	0.00
35 TOTAL SUBJECT TO PS CAP (SUM, LINES 32-34)	1,219,019.75
36 PERCENT FUNDS OBLIGATED FOR PS ACTIVITIES (LINE 31/LINE 35)	6.94%

PART V: PLANNING AND ADMINISTRATION (PA) CAP

37 DISBURSED IN IDIS FOR PLANNING/ADMINISTRATION	107,208.34
38 PA UNLIQUIDATED OBLIGATIONS AT END OF CURRENT PROGRAM YEAR	0.00
39 PA UNLIQUIDATED OBLIGATIONS AT END OF PREVIOUS PROGRAM YEAR	0.00
40 ADJUSTMENT TO COMPUTE TOTAL PA OBLIGATIONS	3,511.49
41 TOTAL PA OBLIGATIONS (LINE 37 + LINE 38 - LINE 39 +LINE 40)	110,719.83
42 ENTITLEMENT GRANT	726,721.00
43 CURRENT YEAR PROGRAM INCOME	36,419.31
44 ADJUSTMENT TO COMPUTE TOTAL SUBJECT TO PA CAP	0.00
45 TOTAL SUBJECT TO PA CAP (SUM, LINES 42-44)	763,140.31
46 PERCENT FUNDS OBLIGATED FOR PA ACTIVITIES (LINE 41/LINE 45)	14.51%



Office of Community Planning and Development
U.S. Department of Housing and Urban Development
Integrated Disbursement and Information System
PR26 - CDBG Financial Summary Report
Program Year 2024
Auburn , AL

DATE: 08-15-25
TIME: 8:50
PAGE: 2

LINE 17 DETAIL: ACTIVITIES TO CONSIDER IN DETERMINING THE AMOUNT TO ENTER ON LINE 17

No data returned for this view. This might be because the applied filter excludes all data.

LINE 18 DETAIL: ACTIVITIES TO CONSIDER IN DETERMINING THE AMOUNT TO ENTER ON LINE 18

No data returned for this view. This might be because the applied filter excludes all data.

LINE 19 DETAIL: ACTIVITIES INCLUDED IN THE COMPUTATION OF LINE 19

Plan Year	IDIS Project	IDIS Activity	Voucher Number	Activity Name	Matrix Code	National Objective	Drawn Amount
2021	7	971	6947070	NORTHWEST AUBURN STREET RESURFACING	03K	LMA	\$24,374.00
					03K	Matrix Code	\$24,374.00
2023	3	1052	6933909	Assistance to Persons Affected by HIV/AIDS - Unity Wellness	03T	LMC	\$54.17
2024	3	1071	7001992	Assistance to Persons Affected by HIV/AIDS - Unity Wellness	03T	LMC	\$5,753.25
2024	3	1071	7007376	Assistance to Persons Affected by HIV/AIDS - Unity Wellness	03T	LMC	\$1,344.35
					03T	Matrix Code	\$7,151.77
2023	6	1060	6977263	Boykin Community Center HVAC Equipment Upgrade	03Z	LMJFI	\$111,787.00
					03Z	Matrix Code	\$111,787.00
2022	5	1006	6958799	East Alabama Food Bank - Senior Brown Bag	05A	LMC	\$1,263.19
2023	5	1059	6958786	East Alabama Food Bank - Senior Brown Bag	05A	LMC	\$111.31
2023	5	1059	7004646	East Alabama Food Bank - Senior Brown Bag	05A	LMC	\$3,158.57
2024	6	1083	6990183	Food Bank of East Alabama - Senior Brown Bag	05A	LMC	\$1,255.84
2024	6	1083	7005035	Food Bank of East Alabama - Senior Brown Bag	05A	LMC	\$744.16
					05A	Matrix Code	\$6,533.07
2023	4	1055	6916379	True Deliverance Youth Development Program	05D	LMC	\$1,935.65
2023	4	1056	6958786	Boys and Girls Club of East Alabama	05D	LMC	\$5,530.75
2023	4	1058	7004646	Auburn Housing Authority	05D	LMC	\$1,260.00
2024	4	1074	7007376	Auburn Day Care Centers	05D	LMC	\$5,000.00
2024	4	1075	7022343	Joyland Child Development Center	05D	LMC	\$2,232.29
2024	4	1077	6990183	I Am My Brother's Keeper	05D	LMC	\$3,359.32
2024	4	1077	7005035	I Am My Brother's Keeper	05D	LMC	\$1,640.68
2024	4	1078	6990183	Auburn Housing Authority	05D	LMC	\$850.00
2024	4	1078	6998600	Auburn Housing Authority	05D	LMC	\$3,750.00
2024	4	1079	6998600	Boys and Girls Club of East Alabama	05D	LMC	\$5,000.00
2024	4	1080	6998600	Esperanza House	05D	LMC	\$5,072.27
2024	4	1081	6990183	True Deliverance Youth Development Program	05D	LMC	\$1,172.16
					05D	Matrix Code	\$36,803.12
2023	3	1050	7004646	Utility Assistance	05Q	LMC	\$27.63
2024	3	1068	6990183	Utility Assistance	05Q	LMC	\$3,092.28
2024	3	1068	6992186	Utility Assistance	05Q	LMC	\$867.10
2024	3	1068	6998600	Utility Assistance	05Q	LMC	\$2,626.24
2024	3	1068	6999105	Utility Assistance	05Q	LMC	\$1,783.66
2024	3	1068	7001992	Utility Assistance	05Q	LMC	\$1,342.60
2024	3	1068	7009598	Utility Assistance	05Q	LMC	\$278.99
2024	3	1068	7022343	Utility Assistance	05Q	LMC	\$150.00
2024	3	1069	6998600	Mortgage Assistance	05Q	LMC	\$300.00
2024	3	1069	7007376	Mortgage Assistance	05Q	LMC	\$300.00
2024	3	1070	6990183	Rental Assistance	05Q	LMC	\$4,200.00
2024	3	1070	6992186	Rental Assistance	05Q	LMC	\$1,800.00
2024	3	1070	6998600	Rental Assistance	05Q	LMC	\$3,600.00
2024	3	1070	6999105	Rental Assistance	05Q	LMC	\$300.00
2024	3	1070	7001992	Rental Assistance	05Q	LMC	\$200.00
					05Q	Matrix Code	\$20,868.50
2024	5	1082	7005035	Auburn Community Development	05W	LMC	\$1,355.51
2024	5	1082	7009598	Auburn Community Development	05W	LMC	\$490.21
					05W	Matrix Code	\$1,845.72
2024	3	1072	6992186	Emergency Homeless Assistance	05Z	LMC	\$4,574.30
2024	3	1072	7005035	Emergency Homeless Assistance	05Z	LMC	\$954.44
2024	3	1072	7009598	Emergency Homeless Assistance	05Z	LMC	\$1,720.79

Plan Year	IDIS Project	IDIS Activity	Voucher Number	Activity Name	Matrix Code	National Objective	Drawn Amount
					05Z	Matrix Code	\$7,249.53
2024	2	1067	7001992	Housing Rehabilitation - Presbyterian Community Ministry	14A	LMH	\$17,440.00
2024	2	1067	7005035	Housing Rehabilitation - Presbyterian Community Ministry	14A	LMH	\$13,200.00
					14A	Matrix Code	\$30,640.00
2023	2	1041	6933909	Housing Professional Services	14H	LMH	\$971.25
2023	2	1041	6941349	Housing Professional Services	14H	LMH	\$3,422.50
2023	2	1041	6954194	Housing Professional Services	14H	LMH	\$1,768.50
2023	2	1041	6958786	Housing Professional Services	14H	LMH	\$2,072.50
2023	2	1041	6977263	Housing Professional Services	14H	LMH	\$3,798.91
2023	2	1041	7004646	Housing Professional Services	14H	LMH	\$19.00
2024	2	1064	6976997	Housing Services - Salaries	14H	LMH	\$30,681.70
2024	2	1064	6977062	Housing Services - Salaries	14H	LMH	\$17,829.61
2024	2	1064	6978790	Housing Services - Salaries	14H	LMH	\$9,264.14
2024	2	1064	6993827	Housing Services - Salaries	14H	LMH	\$9,739.99
2024	2	1064	7001457	Housing Services - Salaries	14H	LMH	\$5,691.30
2024	2	1064	7011698	Housing Services - Salaries	14H	LMH	\$509.99
2024	2	1065	6990183	Housing Professional Services	14H	LMH	\$323.75
2024	2	1065	6999105	Housing Professional Services	14H	LMH	\$1,341.25
2024	2	1065	7001992	Housing Professional Services	14H	LMH	\$500.00
2024	2	1065	7007376	Housing Professional Services	14H	LMH	\$323.75
2024	2	1065	7022343	Housing Professional Services	14H	LMH	\$231.25
					14H	Matrix Code	\$88,489.39
2020	1	917	6913279	NAHDC Capacity Building	19C	LMH	\$4,750.00
2023	1	1044	6933909	NAHDC Capacity Building	19C	LMH	\$5,070.00
2023	1	1044	6941349	NAHDC Capacity Building	19C	LMH	\$2,500.00
2023	1	1044	6958786	NAHDC Capacity Building	19C	LMH	\$2,500.00
2023	1	1044	6971496	NAHDC Capacity Building	19C	LMH	\$3,700.00
2023	1	1044	6977263	NAHDC Capacity Building	19C	LMH	\$2,500.00
2024	1	1063	7001992	NAHDC Capacity Building	19C	LMH	\$1,000.00
2024	1	1063	7022343	NAHDC Capacity Building	19C	LMH	\$10,000.00
					19C	Matrix Code	\$32,020.00
Total							\$367,762.10

LINE 27 DETAIL: ACTIVITIES INCLUDED IN THE COMPUTATION OF LINE 27

Plan Year	IDIS Project	IDIS Activity	Voucher Number	Activity to prevent, prepare for, and respond to Coronavirus	Activity Name	Grant Number	Fund Type	Matrix Code	National Objective	Drawn Amount
2023	3	1052	6933909	No	Assistance to Persons Affected by HIV/AIDS - Unity Wellness	B23MC010013	EN	03T	LMC	\$54.17
2024	3	1071	7001992	No	Assistance to Persons Affected by HIV/AIDS - Unity Wellness	B24MC010013	EN	03T	LMC	\$5,753.25
2024	3	1071	7007376	No	Assistance to Persons Affected by HIV/AIDS - Unity Wellness	B24MC010013	EN	03T	LMC	\$1,344.35
								03T	Matrix Code	\$7,151.77
2022	5	1006	6958799	No	East Alabama Food Bank - Senior Brown Bag	B22MC010013	EN	05A	LMC	\$1,263.19
2023	5	1059	6958786	No	East Alabama Food Bank - Senior Brown Bag	B23MC010013	EN	05A	LMC	\$111.31
2023	5	1059	7004646	No	East Alabama Food Bank - Senior Brown Bag	B23MC010013	EN	05A	LMC	\$3,158.57
2024	6	1083	6990183	No	Food Bank of East Alabama - Senior Brown Bag	B24MC010013	EN	05A	LMC	\$1,255.84
2024	6	1083	7005035	No	Food Bank of East Alabama - Senior Brown Bag	B24MC010013	EN	05A	LMC	\$744.16
								05A	Matrix Code	\$6,533.07
2023	4	1055	6916379	No	True Deliverance Youth Development Program	B23MC010013	EN	05D	LMC	\$1,935.65
2023	4	1056	6958786	No	Boys and Girls Club of East Alabama	B23MC010013	EN	05D	LMC	\$5,530.75
2023	4	1058	7004646	No	Auburn Housing Authority	B23MC010013	EN	05D	LMC	\$1,260.00
2024	4	1074	7007376	No	Auburn Day Care Centers	B24MC010013	EN	05D	LMC	\$5,000.00
2024	4	1075	7022343	No	Joyland Child Development Center	B24MC010013	EN	05D	LMC	\$2,232.29
2024	4	1077	6990183	No	I Am My Brother's Keeper	B24MC010013	EN	05D	LMC	\$3,359.32
2024	4	1077	7005035	No	I Am My Brother's Keeper	B24MC010013	EN	05D	LMC	\$1,640.68
2024	4	1078	6990183	No	Auburn Housing Authority	B24MC010013	EN	05D	LMC	\$850.00
2024	4	1078	6998600	No	Auburn Housing Authority	B24MC010013	EN	05D	LMC	\$3,750.00
2024	4	1079	6998600	No	Boys and Girls Club of East Alabama	B24MC010013	EN	05D	LMC	\$5,000.00
2024	4	1080	6998600	No	Esperanza House	B24MC010013	EN	05D	LMC	\$5,072.27
2024	4	1081	6990183	No	True Deliverance Youth Development Program	B24MC010013	EN	05D	LMC	\$1,172.16
								05D	Matrix Code	\$36,803.12
2023	3	1050	7004646	No	Utility Assistance	B23MC010013	EN	05Q	LMC	\$27.63
2024	3	1068	6990183	No	Utility Assistance	B24MC010013	EN	05Q	LMC	\$3,092.28
2024	3	1068	6992186	No	Utility Assistance	B24MC010013	PI	05Q	LMC	\$867.10
2024	3	1068	6998600	No	Utility Assistance	B24MC010013	EN	05Q	LMC	\$2,626.24
2024	3	1068	6999105	No	Utility Assistance	B24MC010013	EN	05Q	LMC	\$1,783.66
2024	3	1068	7001992	No	Utility Assistance	B24MC010013	EN	05Q	LMC	\$1,342.60
2024	3	1068	7009598	No	Utility Assistance	B24MC010013	EN	05Q	LMC	\$278.99

Plan Year	IDIS Project	IDIS Activity	Voucher Number	Activity to prevent, prepare for, and respond to Coronavirus	Activity Name	Grant Number	Fund Type	Matrix Code	National Objective	Drawn Amount	
2024	3	1068	7022343	No	Utility Assistance	B24MC010013	EN	05Q	LMC	\$150.00	
2024	3	1069	6998600	No	Mortgage Assistance	B24MC010013	EN	05Q	LMC	\$300.00	
2024	3	1069	7007376	No	Mortgage Assistance	B24MC010013	EN	05Q	LMC	\$300.00	
2024	3	1070	6990183	No	Rental Assistance	B24MC010013	EN	05Q	LMC	\$4,200.00	
2024	3	1070	6992186	No	Rental Assistance	B24MC010013	EN	05Q	LMC	\$757.26	
2024	3	1070	6992186	No	Rental Assistance	B24MC010013	PI	05Q	LMC	\$1,042.74	
2024	3	1070	6998600	No	Rental Assistance	B24MC010013	EN	05Q	LMC	\$3,600.00	
2024	3	1070	6999105	No	Rental Assistance	B24MC010013	EN	05Q	LMC	\$300.00	
2024	3	1070	7001992	No	Rental Assistance	B24MC010013	EN	05Q	LMC	\$200.00	
									05Q	Matrix Code	\$20,868.50
2024	5	1082	7005035	No	Auburn Community Development	B24MC010013	EN	05W	LMC	\$1,355.51	
2024	5	1082	7009598	No	Auburn Community Development	B24MC010013	EN	05W	LMC	\$490.21	
									05W	Matrix Code	\$1,845.72
2024	3	1072	6992186	No	Emergency Homeless Assistance	B24MC010013	EN	05Z	LMC	\$4,574.30	
2024	3	1072	7005035	No	Emergency Homeless Assistance	B24MC010013	EN	05Z	LMC	\$954.44	
2024	3	1072	7009598	No	Emergency Homeless Assistance	B24MC010013	EN	05Z	LMC	\$1,720.79	
									05Z	Matrix Code	\$7,249.53
										\$80,451.71	
Total										\$80,451.71	

LINE 37 DETAIL: ACTIVITIES INCLUDED IN THE COMPUTATION OF LINE 37

Plan Year	IDIS Project	IDIS Activity	Voucher Number	Activity Name	Matrix Code	National Objective	Drawn Amount
2023	8	1028	6913232	Social Security	21A		\$870.04
2023	8	1029	6913232	Retirement	21A		\$1,504.64
2023	8	1030	6913232	Health Insurance	21A		\$978.25
2023	8	1031	6913232	Life Insurance	21A		\$44.15
2023	8	1036	6954194	Office Supplies	21A		\$974.47
2024	9	1085	6976997	Salaries and Wages	21A		\$26,246.68
2024	9	1085	6977062	Salaries and Wages	21A		\$12,547.40
2024	9	1085	6978790	Salaries and Wages	21A		\$6,105.10
2024	9	1085	6993827	Salaries and Wages	21A		\$6,212.15
2024	9	1085	7001457	Salaries and Wages	21A		\$9,226.00
2024	9	1085	7011698	Salaries and Wages	21A		\$13,318.57
2024	9	1085	7023146	Salaries and Wages	21A		\$5,315.67
2024	9	1086	6976997	Social Security	21A		\$1,798.91
2024	9	1086	6977062	Social Security	21A		\$856.20
2024	9	1086	6978790	Social Security	21A		\$415.38
2024	9	1086	6993827	Social Security	21A		\$422.86
2024	9	1086	7001457	Social Security	21A		\$651.63
2024	9	1086	7011698	Social Security	21A		\$962.28
2024	9	1086	7023146	Social Security	21A		\$354.82
2024	9	1087	6976997	Retirement	21A		\$3,262.46
2024	9	1087	6977062	Retirement	21A		\$1,558.39
2024	9	1087	6978790	Retirement	21A		\$758.25
2024	9	1087	6993827	Retirement	21A		\$771.55
2024	9	1087	7001457	Retirement	21A		\$1,145.87
2024	9	1087	7011698	Retirement	21A		\$1,654.17
2024	9	1087	7023146	Retirement	21A		\$660.21
2024	9	1088	6976997	Health Insurance	21A		\$2,431.80
2024	9	1088	6977062	Health Insurance	21A		\$1,136.15
2024	9	1088	6978790	Health Insurance	21A		\$551.15
2024	9	1088	6993827	Health Insurance	21A		\$554.35
2024	9	1088	7001457	Health Insurance	21A		\$734.40
2024	9	1088	7011698	Health Insurance	21A		\$976.20
2024	9	1088	7023146	Health Insurance	21A		\$500.00
2024	9	1089	6976997	Life Insurance	21A		\$95.09
2024	9	1089	6977062	Life Insurance	21A		\$43.16
2024	9	1089	6978790	Life Insurance	21A		\$20.65
2024	9	1089	6993827	Life Insurance	21A		\$22.34
2024	9	1089	7001457	Life Insurance	21A		\$33.06
2024	9	1089	7011698	Life Insurance	21A		\$47.45
2024	9	1089	7023146	Life Insurance	21A		\$19.10
2024	9	1090	6978394	Telephone	21A		\$343.54
2024	9	1090	6990183	Telephone	21A		\$257.90
2024	9	1090	6998600	Telephone	21A		\$85.98

Plan Year	IDIS Project	IDIS Activity	Voucher Number	Activity Name	Matrix Code	National Objective	Drawn Amount
2024	9	1090	7007376	Telephone	21A		\$85.98
2024	9	1090	7022343	Telephone	21A		\$85.96
2024	9	1093	7005035	Advertisment	21A		\$345.80
2024	9	1095	6977062	Postage	21A		\$0.69
2024	9	1095	6993827	Postage	21A		\$26.91
2024	9	1095	7023146	Postage	21A		\$3.45
2024	9	1096	6976997	Fuel	21A		\$117.66
2024	9	1096	6977062	Fuel	21A		\$29.16
2024	9	1096	6993827	Fuel	21A		\$25.56
2024	9	1096	7011698	Fuel	21A		\$18.75
Total					21A	Matrix Code	\$107,208.34



Office of Community Planning and Development
U.S. Department of Housing and Urban Development
Integrated Disbursement and Information System
PR26 - CDBG-CV Financial Summary Report
Auburn , AL

DATE: 06-09-25
TIME: 16:14
PAGE: 1

PART I: SUMMARY OF CDBG-CV RESOURCES

01 CDBG-CV GRANT	821,280.00
02 FUNDS RETURNED TO THE LINE-OF-CREDIT	0.00
03 FUNDS RETURNED TO THE LOCAL CDBG ACCOUNT	0.00
04 TOTAL CDBG-CV FUNDS AWARDED	821,280.00

PART II: SUMMARY OF CDBG-CV EXPENDITURES

05 DISBURSEMENTS OTHER THAN SECTION 108 REPAYMENTS AND PLANNING/ADMINISTRATION	685,035.45
06 DISBURSED IN IDIS FOR PLANNING/ADMINISTRATION	65,108.16
07 DISBURSED IN IDIS FOR SECTION 108 REPAYMENTS	0.00
08 TOTAL EXPENDITURES (SUM, LINES 05 - 07)	750,143.61
09 UNEXPENDED BALANCE (LINE 04 - LINE8)	71,136.39

PART III: LOWMOD BENEFIT FOR THE CDBG-CV GRANT

10 EXPENDED FOR LOW/MOD HOUSING IN SPECIAL AREAS	0.00
11 EXPENDED FOR LOW/MOD MULTI-UNIT HOUSING	0.00
12 DISBURSED FOR OTHER LOW/MOD ACTIVITIES	685,035.45
13 TOTAL LOW/MOD CREDIT (SUM, LINES 10 - 12)	685,035.45
14 AMOUNT SUBJECT TO LOW/MOD BENEFIT (LINE 05)	685,035.45
15 PERCENT LOW/MOD CREDIT (LINE 13/LINE 14)	100.00%

PART IV: PUBLIC SERVICE (PS) CALCULATIONS

16 DISBURSED IN IDIS FOR PUBLIC SERVICES	686,177.92
17 CDBG-CV GRANT	821,280.00
18 PERCENT OF FUNDS DISBURSED FOR PS ACTIVITIES (LINE 16/LINE 17)	83.55%

PART V: PLANNING AND ADMINISTRATION (PA) CAP

19 DISBURSED IN IDIS FOR PLANNING/ADMINISTRATION	65,108.16
20 CDBG-CV GRANT	821,280.00
21 PERCENT OF FUNDS DISBURSED FOR PA ACTIVITIES (LINE 19/LINE 20)	7.93%



LINE 10 DETAIL: ACTIVITIES TO CONSIDER IN DETERMINING THE AMOUNT TO ENTER ON LINE 10

No data returned for this view. This might be because the applied filter excludes all data.

LINE 11 DETAIL: ACTIVITIES TO CONSIDER IN DETERMINING THE AMOUNT TO ENTER ON LINE 11

No data returned for this view. This might be because the applied filter excludes all data.

LINE 12 DETAIL: ACTIVITIES INCLUDED IN THE COMPUTATION OF LINE 12

Plan Year	IDIS Project	IDIS Activity	Voucher Number	Activity Name	Matrix Code	National Objective	Drawn Amount
2019	15	891	6427333	CV-FOOD BANK OF EAST ALABAMA	05W	LMC	\$65,446.44
			6439000	CV-FOOD BANK OF EAST ALABAMA	05W	LMC	\$61,060.35
			6462519	CV-FOOD BANK OF EAST ALABAMA	05W	LMC	\$7,886.32
			6476400	CV-FOOD BANK OF EAST ALABAMA	05W	LMC	\$33,539.96
			6532751	CV-FOOD BANK OF EAST ALABAMA	05W	LMC	\$116,139.35
			6586304	CV-FOOD BANK OF EAST ALABAMA	05W	LMC	\$62,789.50
			6608152	CV-FOOD BANK OF EAST ALABAMA	05W	LMC	\$9,697.37
			6930930	CV-FOOD BANK OF EAST ALABAMA	05W	LMC	\$6,500.71
		892	6476400	CV-AUBURN COMMUNITY DEVELOPMENT CORPORATION	05W	LMC	\$2,896.43
			6631722	CV-AUBURN COMMUNITY DEVELOPMENT CORPORATION	05W	LMC	\$13,668.87
			6763837	CV-AUBURN COMMUNITY DEVELOPMENT CORPORATION	05W	LMC	\$7,082.04
			6788148	CV-AUBURN COMMUNITY DEVELOPMENT CORPORATION	05W	LMC	\$1,642.03
			6852364	CV-AUBURN COMMUNITY DEVELOPMENT CORPORATION	05W	LMC	\$1,820.96
			6852367	CV-AUBURN COMMUNITY DEVELOPMENT CORPORATION	05W	LMC	\$1,335.11
			6876461	CV-AUBURN COMMUNITY DEVELOPMENT CORPORATION	05W	LMC	\$2,238.30
			6891580	CV-AUBURN COMMUNITY DEVELOPMENT CORPORATION	05W	LMC	\$1,510.51
			6941361	CV-AUBURN COMMUNITY DEVELOPMENT CORPORATION	05W	LMC	\$663.28
			7032522	CV-AUBURN COMMUNITY DEVELOPMENT CORPORATION	05W	LMC	\$1,142.47
	16	880	6416574	CV-UTILITY ASSISTANCE PROGRAM	05Q	LMC	\$4,121.10
			6422652	CV-UTILITY ASSISTANCE PROGRAM	05Q	LMC	\$2,572.70
			6427333	CV-UTILITY ASSISTANCE PROGRAM	05Q	LMC	\$3,306.90
			6432399	CV-UTILITY ASSISTANCE PROGRAM	05Q	LMC	\$1,317.38
			6439000	CV-UTILITY ASSISTANCE PROGRAM	05Q	LMC	\$1,106.19
			6439484	CV-UTILITY ASSISTANCE PROGRAM	05Q	LMC	\$1,000.00
			6445764	CV-UTILITY ASSISTANCE PROGRAM	05Q	LMC	\$3,483.27
			6446127	CV-UTILITY ASSISTANCE PROGRAM	05Q	LMC	\$642.04
			6456512	CV-UTILITY ASSISTANCE PROGRAM	05Q	LMC	\$2,159.78
			6462519	CV-UTILITY ASSISTANCE PROGRAM	05Q	LMC	\$1,747.86
			6471561	CV-UTILITY ASSISTANCE PROGRAM	05Q	LMC	\$400.00
			6487994	CV-UTILITY ASSISTANCE PROGRAM	05Q	LMC	\$394.80
			6493755	CV-UTILITY ASSISTANCE PROGRAM	05Q	LMC	\$392.79
			6505462	CV-UTILITY ASSISTANCE PROGRAM	05Q	LMC	\$156.27
			6868714	CV-UTILITY ASSISTANCE PROGRAM	05Q	LMC	\$400.00
		881	6416574	CV-RENTAL ASSISTANCE PROGRAM	05Q	LMC	\$10,040.00
			6422652	CV-RENTAL ASSISTANCE PROGRAM	05Q	LMC	\$8,804.00
			6427333	CV-RENTAL ASSISTANCE PROGRAM	05Q	LMC	\$23,336.20
			6432399	CV-RENTAL ASSISTANCE PROGRAM	05Q	LMC	\$8,777.38



Office of Community Planning and Development
U.S. Department of Housing and Urban Development
Integrated Disbursement and Information System
PR26 - CDBG-CV Financial Summary Report
Auburn , AL

DATE: 06-09-25
TIME: 16:14
PAGE: 3

Plan Year	IDIS Project	IDIS Activity	Voucher Number	Activity Name	Matrix Code	National Objective	Drawn Amount
2019	16	881	6439000	CV-RENTAL ASSISTANCE PROGRAM	05Q	LMC	\$9,160.16
			6439484	CV-RENTAL ASSISTANCE PROGRAM	05Q	LMC	\$4,157.00
			6445846	CV-RENTAL ASSISTANCE PROGRAM	05Q	LMC	\$21,004.00
			6446127	CV-RENTAL ASSISTANCE PROGRAM	05Q	LMC	\$4,504.00
			6456512	CV-RENTAL ASSISTANCE PROGRAM	05Q	LMC	\$11,650.13
			6462519	CV-RENTAL ASSISTANCE PROGRAM	05Q	LMC	\$1,600.00
			6476400	CV-RENTAL ASSISTANCE PROGRAM	05Q	LMC	\$710.00
			6477260	CV-RENTAL ASSISTANCE PROGRAM	05Q	LMC	\$2,156.00
			6505649	CV-RENTAL ASSISTANCE PROGRAM	05Q	LMC	\$1,200.00
		882	6416574	CV-MORTGAGE ASSISTANCE PROGRAM	05Q	LMC	\$590.41
			6422652	CV-MORTGAGE ASSISTANCE PROGRAM	05Q	LMC	\$1,335.80
			6427333	CV-MORTGAGE ASSISTANCE PROGRAM	05Q	LMC	\$1,687.68
			6439000	CV-MORTGAGE ASSISTANCE PROGRAM	05Q	LMC	\$553.21
			6445764	CV-MORTGAGE ASSISTANCE PROGRAM	05Q	LMC	\$1,364.18
			6462519	CV-MORTGAGE ASSISTANCE PROGRAM	05Q	LMC	\$430.37
			6476400	CV-MORTGAGE ASSISTANCE PROGRAM	05Q	LMC	\$1,615.14
			6586304	CV-MORTGAGE ASSISTANCE PROGRAM	05Q	LMC	\$506.90
		883	6487994	CV-UNITY WELLNESS EMERGENCY HOMELESS ASSISTANCE	03T	LMC	\$1,087.00
			6514198	CV-UNITY WELLNESS EMERGENCY HOMELESS ASSISTANCE	03T	LMC	\$2,332.00
			6621432	CV-UNITY WELLNESS EMERGENCY HOMELESS ASSISTANCE	03T	LMC	\$1,085.99
			6749782	CV-UNITY WELLNESS EMERGENCY HOMELESS ASSISTANCE	03T	LMC	\$185.00
		884	6422652	CV-HOMELESSNESS PREVENTION PROGRAM	05Z	LMC	\$1,020.07
			6427333	CV-HOMELESSNESS PREVENTION PROGRAM	05Z	LMC	\$433.48
			6456287	CV-HOMELESSNESS PREVENTION PROGRAM	05Z	LMC	\$9,424.79
			6462519	CV-HOMELESSNESS PREVENTION PROGRAM	05Z	LMC	\$619.33
			6505462	CV-HOMELESSNESS PREVENTION PROGRAM	05Z	LMC	\$423.70
			6532751	CV-HOMELESSNESS PREVENTION PROGRAM	05Z	LMC	\$271.99
			6544654	CV-HOMELESSNESS PREVENTION PROGRAM	05Z	LMC	\$281.34
	17	885	6432399	CV-AUBURN DAYCARE CENTER	05D	LMC	\$2,789.21
			6462519	CV-AUBURN DAYCARE CENTER	05D	LMC	\$4,808.71
			6518940	CV-AUBURN DAYCARE CENTER	05D	LMC	\$2,402.08
		886	6422652	CV-JOYLAND DAYCARE CENTER	05D	LMC	\$6,111.18
			6471561	CV-JOYLAND DAYCARE CENTER	05D	LMC	\$3,326.09
		887	6422652	CV-BOYS AND GIRLS CLUB	05D	LMC	\$3,139.86
			6427333	CV-BOYS AND GIRLS CLUB	05D	LMC	\$11,178.82
			6439000	CV-BOYS AND GIRLS CLUB	05D	LMC	\$4,258.39
			6462519	CV-BOYS AND GIRLS CLUB	05D	LMC	\$1,508.90
			6471561	CV-BOYS AND GIRLS CLUB	05D	LMC	\$1,119.83
			6487994	CV-BOYS AND GIRLS CLUB	05D	LMC	\$1,506.72
			6586304	CV-BOYS AND GIRLS CLUB	05D	LMC	\$27,287.48
		888	6427333	CV-TRUE DELIVERANCE	05D	LMC	\$4,233.53
			6462519	CV-TRUE DELIVERANCE	05D	LMC	\$1,875.00
			6487994	CV-TRUE DELIVERANCE	05D	LMC	\$3,680.78
			6505462	CV-TRUE DELIVERANCE	05D	LMC	\$210.69
		889	6432399	CV-I AM MY BROTHER'S KEEPER	05D	LMC	\$3,754.08
			6462519	CV-I AM MY BROTHER'S KEEPER	05D	LMC	\$5,241.36
			6505462	CV-I AM MY BROTHER'S KEEPER	05D	LMC	\$1,004.56
	18	890	6416574	CV-LEE RUSSELL COUNCIL OF GOVERNMENTS	05A	LMC	\$1,438.66
			6422652	CV-LEE RUSSELL COUNCIL OF GOVERNMENTS	05A	LMC	\$1,599.83
			6487994	CV-LEE RUSSELL COUNCIL OF GOVERNMENTS	05A	LMC	\$1,598.27
			6493755	CV-LEE RUSSELL COUNCIL OF GOVERNMENTS	05A	LMC	\$3,995.00
			6586304	CV-LEE RUSSELL COUNCIL OF GOVERNMENTS	05A	LMC	\$8,754.68
20	20	939	6487994	Esperanza House	05Z	LMC	\$975.00
			6514198	Esperanza House	05Z	LMC	\$9,338.90
			6586304	Esperanza House	05Z	LMC	\$8,816.40
			6608152	Esperanza House	05Z	LMC	\$5,869.70
			6608152	Domestic Violence Intervention Center	05G	LMC	\$136.56
		940	6631722	Domestic Violence Intervention Center	05G	LMC	\$201.59
			6639971	Domestic Violence Intervention Center	05G	LMC	\$102.96
			6662934	Domestic Violence Intervention Center	05G	LMC	\$102.96
			6715314	Domestic Violence Intervention Center	05G	LMC	\$49.95



Office of Community Planning and Development
U.S. Department of Housing and Urban Development
Integrated Disbursement and Information System
PR26 - CDBG-CV Financial Summary Report
Auburn , AL

DATE: 06-09-25
TIME: 16:14
PAGE: 4

Plan Year	IDIS Project	IDIS Activity	Voucher Number	Activity Name	Matrix Code	National Objective	Drawn Amount
2019	20	940	6740050	Domestic Violence Intervention Center	05G	LMC	\$246.22
			6891580	Domestic Violence Intervention Center	05G	LMC	\$905.64
Total							\$686,177.92

LINE 16 DETAIL: ACTIVITIES INCLUDED IN THE COMPUTATION OF LINE 16

Plan Year	IDIS Project	IDIS Activity	Voucher Number	Activity Name	Matrix Code	National Objective	Drawn Amount
2019	15	891	6427333	CV-FOOD BANK OF EAST ALABAMA	05W	LMC	\$65,446.44
			6439000	CV-FOOD BANK OF EAST ALABAMA	05W	LMC	\$61,060.35
			6462519	CV-FOOD BANK OF EAST ALABAMA	05W	LMC	\$7,886.32
			6476400	CV-FOOD BANK OF EAST ALABAMA	05W	LMC	\$33,539.96
			6532751	CV-FOOD BANK OF EAST ALABAMA	05W	LMC	\$116,139.35
			6586304	CV-FOOD BANK OF EAST ALABAMA	05W	LMC	\$62,789.50
			6608152	CV-FOOD BANK OF EAST ALABAMA	05W	LMC	\$9,697.37
			6930930	CV-FOOD BANK OF EAST ALABAMA	05W	LMC	\$6,500.71
		892	6476400	CV-AUBURN COMMUNITY DEVELOPMENT CORPORATION	05W	LMC	\$2,896.43
			6631722	CV-AUBURN COMMUNITY DEVELOPMENT CORPORATION	05W	LMC	\$13,668.87
			6763837	CV-AUBURN COMMUNITY DEVELOPMENT CORPORATION	05W	LMC	\$7,082.04
			6788148	CV-AUBURN COMMUNITY DEVELOPMENT CORPORATION	05W	LMC	\$1,642.03
			6852364	CV-AUBURN COMMUNITY DEVELOPMENT CORPORATION	05W	LMC	\$1,820.96
			6852367	CV-AUBURN COMMUNITY DEVELOPMENT CORPORATION	05W	LMC	\$1,335.11
			6876461	CV-AUBURN COMMUNITY DEVELOPMENT CORPORATION	05W	LMC	\$2,238.30
			6891580	CV-AUBURN COMMUNITY DEVELOPMENT CORPORATION	05W	LMC	\$1,510.51
			6941361	CV-AUBURN COMMUNITY DEVELOPMENT CORPORATION	05W	LMC	\$663.28
			7032522	CV-AUBURN COMMUNITY DEVELOPMENT CORPORATION	05W	LMC	\$1,142.47
	16	880	6416574	CV-UTILITY ASSISTANCE PROGRAM	05Q	LMC	\$4,121.10
			6422652	CV-UTILITY ASSISTANCE PROGRAM	05Q	LMC	\$2,572.70
			6427333	CV-UTILITY ASSISTANCE PROGRAM	05Q	LMC	\$3,306.90
			6432399	CV-UTILITY ASSISTANCE PROGRAM	05Q	LMC	\$1,317.38
			6439000	CV-UTILITY ASSISTANCE PROGRAM	05Q	LMC	\$1,106.19
			6439484	CV-UTILITY ASSISTANCE PROGRAM	05Q	LMC	\$1,000.00
			6445764	CV-UTILITY ASSISTANCE PROGRAM	05Q	LMC	\$3,483.27
			6446127	CV-UTILITY ASSISTANCE PROGRAM	05Q	LMC	\$642.04
			6456512	CV-UTILITY ASSISTANCE PROGRAM	05Q	LMC	\$2,159.78
			6462519	CV-UTILITY ASSISTANCE PROGRAM	05Q	LMC	\$1,747.86
			6471561	CV-UTILITY ASSISTANCE PROGRAM	05Q	LMC	\$400.00
			6487994	CV-UTILITY ASSISTANCE PROGRAM	05Q	LMC	\$394.80
			6493755	CV-UTILITY ASSISTANCE PROGRAM	05Q	LMC	\$392.79
			6505462	CV-UTILITY ASSISTANCE PROGRAM	05Q	LMC	\$156.27
			6868714	CV-UTILITY ASSISTANCE PROGRAM	05Q	LMC	\$400.00
		881	6416574	CV-RENTAL ASSISTANCE PROGRAM	05Q	LMC	\$10,040.00
			6422652	CV-RENTAL ASSISTANCE PROGRAM	05Q	LMC	\$8,804.00
			6427333	CV-RENTAL ASSISTANCE PROGRAM	05Q	LMC	\$23,336.20
			6432399	CV-RENTAL ASSISTANCE PROGRAM	05Q	LMC	\$8,777.38
			6439000	CV-RENTAL ASSISTANCE PROGRAM	05Q	LMC	\$9,160.16
			6439484	CV-RENTAL ASSISTANCE PROGRAM	05Q	LMC	\$4,157.00
			6445846	CV-RENTAL ASSISTANCE PROGRAM	05Q	LMC	\$21,004.00
			6446127	CV-RENTAL ASSISTANCE PROGRAM	05Q	LMC	\$4,504.00
			6456512	CV-RENTAL ASSISTANCE PROGRAM	05Q	LMC	\$11,650.13
			6462519	CV-RENTAL ASSISTANCE PROGRAM	05Q	LMC	\$1,600.00
			6476400	CV-RENTAL ASSISTANCE PROGRAM	05Q	LMC	\$710.00
			6477260	CV-RENTAL ASSISTANCE PROGRAM	05Q	LMC	\$2,156.00
			6505649	CV-RENTAL ASSISTANCE PROGRAM	05Q	LMC	\$1,200.00
		882	6416574	CV-MORTGAGE ASSISTANCE PROGRAM	05Q	LMC	\$590.41
			6422652	CV-MORTGAGE ASSISTANCE PROGRAM	05Q	LMC	\$1,335.80
			6427333	CV-MORTGAGE ASSISTANCE PROGRAM	05Q	LMC	\$1,687.68
			6439000	CV-MORTGAGE ASSISTANCE PROGRAM	05Q	LMC	\$553.21
			6445764	CV-MORTGAGE ASSISTANCE PROGRAM	05Q	LMC	\$1,364.18
			6462519	CV-MORTGAGE ASSISTANCE PROGRAM	05Q	LMC	\$430.37



Office of Community Planning and Development
U.S. Department of Housing and Urban Development
Integrated Disbursement and Information System
PR26 - CDBG-CV Financial Summary Report
Auburn , AL

DATE: 06-09-25
TIME: 16:14
PAGE: 5

Plan Year	IDIS Project	IDIS Activity	Voucher Number	Activity Name	Matrix Code	National Objective	Drawn Amount		
2019	16	882	6476400	CV-MORTGAGE ASSISTANCE PROGRAM	05Q	LMC	\$1,615.14		
			6586304	CV-MORTGAGE ASSISTANCE PROGRAM	05Q	LMC	\$506.90		
		883	6487994	CV-UNITY WELLNESS EMERGENCY HOMELESS ASSISTANCE	03T	LMC	\$1,087.00		
			6514198	CV-UNITY WELLNESS EMERGENCY HOMELESS ASSISTANCE	03T	LMC	\$2,332.00		
			6621432	CV-UNITY WELLNESS EMERGENCY HOMELESS ASSISTANCE	03T	LMC	\$1,085.99		
			6749782	CV-UNITY WELLNESS EMERGENCY HOMELESS ASSISTANCE	03T	LMC	\$185.00		
			884	6422652	CV-HOMELESSNESS PREVENTION PROGRAM	05Z	LMC	\$1,020.07	
		6427333		CV-HOMELESSNESS PREVENTION PROGRAM	05Z	LMC	\$433.48		
		6456287		CV-HOMELESSNESS PREVENTION PROGRAM	05Z	LMC	\$9,424.79		
		6462519		CV-HOMELESSNESS PREVENTION PROGRAM	05Z	LMC	\$619.33		
		6505462		CV-HOMELESSNESS PREVENTION PROGRAM	05Z	LMC	\$423.70		
		6532751		CV-HOMELESSNESS PREVENTION PROGRAM	05Z	LMC	\$271.99		
		6544654		CV-HOMELESSNESS PREVENTION PROGRAM	05Z	LMC	\$281.34		
		885		6432399	CV-AUBURN DAYCARE CENTER	05D	LMC	\$2,789.21	
				6462519	CV-AUBURN DAYCARE CENTER	05D	LMC	\$4,808.71	
			6518940	CV-AUBURN DAYCARE CENTER	05D	LMC	\$2,402.08		
			6422652	CV-JOYLAND DAYCARE CENTER	05D	LMC	\$6,111.18		
		886	6471561	CV-JOYLAND DAYCARE CENTER	05D	LMC	\$3,326.09		
			6422652	CV-BOYS AND GIRLS CLUB	05D	LMC	\$3,139.86		
		887	6427333	CV-BOYS AND GIRLS CLUB	05D	LMC	\$11,178.82		
			6439000	CV-BOYS AND GIRLS CLUB	05D	LMC	\$4,258.39		
			6462519	CV-BOYS AND GIRLS CLUB	05D	LMC	\$1,508.90		
			6471561	CV-BOYS AND GIRLS CLUB	05D	LMC	\$1,119.83		
			6487994	CV-BOYS AND GIRLS CLUB	05D	LMC	\$1,506.72		
			6586304	CV-BOYS AND GIRLS CLUB	05D	LMC	\$27,287.48		
			888	6427333	CV-TRUE DELIVERANCE	05D	LMC	\$4,233.53	
				6462519	CV-TRUE DELIVERANCE	05D	LMC	\$1,875.00	
				6487994	CV-TRUE DELIVERANCE	05D	LMC	\$3,680.78	
				6505462	CV-TRUE DELIVERANCE	05D	LMC	\$210.69	
			889	6432399	CV-I AM MY BROTHER'S KEEPER	05D	LMC	\$3,754.08	
				6462519	CV-I AM MY BROTHER'S KEEPER	05D	LMC	\$5,241.36	
		6505462		CV-I AM MY BROTHER'S KEEPER	05D	LMC	\$1,004.56		
	18	890	6416574	CV-LEE RUSSELL COUNCIL OF GOVERNMENTS	05A	LMC	\$1,438.66		
			6422652	CV-LEE RUSSELL COUNCIL OF GOVERNMENTS	05A	LMC	\$1,599.83		
			6487994	CV-LEE RUSSELL COUNCIL OF GOVERNMENTS	05A	LMC	\$1,598.27		
			6493755	CV-LEE RUSSELL COUNCIL OF GOVERNMENTS	05A	LMC	\$3,995.00		
			6586304	CV-LEE RUSSELL COUNCIL OF GOVERNMENTS	05A	LMC	\$8,754.68		
	20	939	6487994	Esperanza House	05Z	LMC	\$975.00		
			6514198	Esperanza House	05Z	LMC	\$9,338.90		
			6586304	Esperanza House	05Z	LMC	\$8,816.40		
			6608152	Esperanza House	05Z	LMC	\$5,869.70		
		940	6608152	Domestic Violence Intervention Center	05G	LMC	\$136.56		
			6631722	Domestic Violence Intervention Center	05G	LMC	\$201.59		
			6639971	Domestic Violence Intervention Center	05G	LMC	\$102.96		
			6662934	Domestic Violence Intervention Center	05G	LMC	\$102.96		
			6715314	Domestic Violence Intervention Center	05G	LMC	\$49.95		
			6740050	Domestic Violence Intervention Center	05G	LMC	\$246.22		
			6891580	Domestic Violence Intervention Center	05G	LMC	\$905.64		

LINE 19 DETAIL: ACTIVITIES INCLUDED IN THE COMPUTATION OF LINE 19

Plan Year	IDIS Project	IDIS Activity	Voucher Number	Activity Name	Matrix Code	National Objective	Drawn Amount
2019	19	943	6505462	CV-Program Administration Wages	21A		\$2,446.81
			6514198	CV-Program Administration Wages	21A		\$1,608.23
			6518940	CV-Program Administration Wages	21A		\$1,341.88
			6532751	CV-Program Administration Wages	21A		\$2,506.34
			6544654	CV-Program Administration Wages	21A		\$1,694.85
			6586304	CV-Program Administration Wages	21A		\$4,962.17

Plan Year	IDIS Project	IDIS Activity	Voucher Number	Activity Name	Matrix Code	National Objective	Drawn Amount		
2019	19	943	6608152	CV-Program Administration Wages	21A		\$6,020.34		
			6613194	CV-Program Administration Wages	21A		\$1,589.29		
			6621432	CV-Program Administration Wages	21A		\$1,731.86		
			6631722	CV-Program Administration Wages	21A		\$1,577.42		
			6634591	CV-Program Administration Wages	21A		\$1,745.03		
			6639971	CV-Program Administration Wages	21A		\$3,326.44		
			6648102	CV-Program Administration Wages	21A		\$1,391.28		
			6662934	CV-Program Administration Wages	21A		\$2,166.65		
			6673209	CV-Program Administration Wages	21A		\$2,252.52		
			6678314	CV-Program Administration Wages	21A		\$2,259.23		
			6681104	CV-Program Administration Wages	21A		\$1,730.79		
			6687718	CV-Program Administration Wages	21A		\$1,555.46		
			6694616	CV-Program Administration Wages	21A		\$2,589.64		
			6698509	CV-Program Administration Wages	21A		\$172.33		
			6704263	CV-Program Administration Wages	21A		\$3,142.30		
			6708665	CV-Program Administration Wages	21A		\$1,550.97		
			6715314	CV-Program Administration Wages	21A		\$2,240.29		
			6718517	CV-Program Administration Wages	21A		\$1,723.30		
			6724351	CV-Program Administration Wages	21A		\$1,378.64		
			6729233	CV-Program Administration Wages	21A		\$1,550.97		
			6734949	CV-Program Administration Wages	21A		\$1,206.31		
			6740050	CV-Program Administration Wages	21A		\$1,723.30		
			6745264	CV-Program Administration Wages	21A		\$2,412.62		
			6749782	CV-Program Administration Wages	21A		\$516.99		
			6751820	CV-Program Administration Wages	21A		\$1,033.98		
			944	6487994	CV-Program Administration Office Supplies	21A		\$29.85	
				6544654	CV-Program Administration Office Supplies	21A		\$215.80	
		6586304		CV-Program Administration Office Supplies	21A		\$257.68		
		6608152		CV-Program Administration Office Supplies	21A		\$313.36		
		6724351		CV-Program Administration Office Supplies	21A		\$1,143.24		
		Total							\$65,108.16



Office of Community Planning and Development
U.S. Department of Housing and Urban Development
Integrated Disbursement and Information System
PR26 - CDBG Financial Summary Report
Program Year 2024
Auburn , AL

DATE: 08-15-25
TIME: 8:50
PAGE: 1

PART I: SUMMARY OF CDBG RESOURCES

01 UNEXPENDED CDBG FUNDS AT END OF PREVIOUS PROGRAM YEAR	1,065,672.35
02 ENTITLEMENT GRANT	726,721.00
03 SURPLUS URBAN RENEWAL	0.00
04 SECTION 108 GUARANTEED LOAN FUNDS	0.00
05 CURRENT YEAR PROGRAM INCOME	36,419.31
05a CURRENT YEAR SECTION 108 PROGRAM INCOME (FOR SI TYPE)	0.00
06 FUNDS RETURNED TO THE LINE-OF-CREDIT	0.00
06a FUNDS RETURNED TO THE LOCAL CDBG ACCOUNT	0.00
07 ADJUSTMENT TO COMPUTE TOTAL AVAILABLE	0.00
08 TOTAL AVAILABLE (SUM, LINES 01-07)	1,828,812.66

PART II: SUMMARY OF CDBG EXPENDITURES

09 DISBURSEMENTS OTHER THAN SECTION 108 REPAYMENTS AND PLANNING/ADMINISTRATION	367,762.10
10 ADJUSTMENT TO COMPUTE TOTAL AMOUNT SUBJECT TO LOW/MOD BENEFIT	24,124.46
11 AMOUNT SUBJECT TO LOW/MOD BENEFIT (LINE 09 + LINE 10)	391,886.56
12 DISBURSED IN IDIS FOR PLANNING/ADMINISTRATION	107,208.34
13 DISBURSED IN IDIS FOR SECTION 108 REPAYMENTS	305,638.50
14 ADJUSTMENT TO COMPUTE TOTAL EXPENDITURES	3,511.49
15 TOTAL EXPENDITURES (SUM, LINES 11-14)	808,244.89
16 UNEXPENDED BALANCE (LINE 08 - LINE 15)	1,020,567.77

PART III: LOW/MOD BENEFIT THIS REPORTING PERIOD

17 EXPENDED FOR LOW/MOD HOUSING IN SPECIAL AREAS	0.00
18 EXPENDED FOR LOW/MOD MULTI-UNIT HOUSING	0.00
19 DISBURSED FOR OTHER LOW/MOD ACTIVITIES	367,762.10
20 ADJUSTMENT TO COMPUTE TOTAL LOW/MOD CREDIT	0.00
21 TOTAL LOW/MOD CREDIT (SUM, LINES 17-20)	367,762.10
22 PERCENT LOW/MOD CREDIT (LINE 21/LINE 11)	93.84%

LOW/MOD BENEFIT FOR MULTI-YEAR CERTIFICATIONS

23 PROGRAM YEARS(PY) COVERED IN CERTIFICATION	PY: PY: PY:
24 CUMULATIVE NET EXPENDITURES SUBJECT TO LOW/MOD BENEFIT CALCULATION	0.00
25 CUMULATIVE EXPENDITURES BENEFITING LOW/MOD PERSONS	0.00
26 PERCENT BENEFIT TO LOW/MOD PERSONS (LINE 25/LINE 24)	0.00%

PART IV: PUBLIC SERVICE (PS) CAP CALCULATIONS

27 DISBURSED IN IDIS FOR PUBLIC SERVICES	80,451.71
28 PS UNLIQUIDATED OBLIGATIONS AT END OF CURRENT PROGRAM YEAR	0.00
29 PS UNLIQUIDATED OBLIGATIONS AT END OF PREVIOUS PROGRAM YEAR	0.00
30 ADJUSTMENT TO COMPUTE TOTAL PS OBLIGATIONS	4,113.83
31 TOTAL PS OBLIGATIONS (LINE 27 + LINE 28 - LINE 29 + LINE 30)	84,565.54
32 ENTITLEMENT GRANT	726,721.00
33 PRIOR YEAR PROGRAM INCOME	492,298.75
34 ADJUSTMENT TO COMPUTE TOTAL SUBJECT TO PS CAP	0.00
35 TOTAL SUBJECT TO PS CAP (SUM, LINES 32-34)	1,219,019.75
36 PERCENT FUNDS OBLIGATED FOR PS ACTIVITIES (LINE 31/LINE 35)	6.94%

PART V: PLANNING AND ADMINISTRATION (PA) CAP

37 DISBURSED IN IDIS FOR PLANNING/ADMINISTRATION	107,208.34
38 PA UNLIQUIDATED OBLIGATIONS AT END OF CURRENT PROGRAM YEAR	0.00
39 PA UNLIQUIDATED OBLIGATIONS AT END OF PREVIOUS PROGRAM YEAR	0.00
40 ADJUSTMENT TO COMPUTE TOTAL PA OBLIGATIONS	3,511.49
41 TOTAL PA OBLIGATIONS (LINE 37 + LINE 38 - LINE 39 + LINE 40)	110,719.83
42 ENTITLEMENT GRANT	726,721.00
43 CURRENT YEAR PROGRAM INCOME	36,419.31
44 ADJUSTMENT TO COMPUTE TOTAL SUBJECT TO PA CAP	0.00
45 TOTAL SUBJECT TO PA CAP (SUM, LINES 42-44)	763,140.31
46 PERCENT FUNDS OBLIGATED FOR PA ACTIVITIES (LINE 41/LINE 45)	14.51%



Office of Community Planning and Development
U.S. Department of Housing and Urban Development
Integrated Disbursement and Information System
PR26 - CDBG Financial Summary Report
Program Year 2024
Auburn , AL

DATE: 08-15-25
TIME: 8:50
PAGE: 2

LINE 17 DETAIL: ACTIVITIES TO CONSIDER IN DETERMINING THE AMOUNT TO ENTER ON LINE 17

No data returned for this view. This might be because the applied filter excludes all data.

LINE 18 DETAIL: ACTIVITIES TO CONSIDER IN DETERMINING THE AMOUNT TO ENTER ON LINE 18

No data returned for this view. This might be because the applied filter excludes all data.

LINE 19 DETAIL: ACTIVITIES INCLUDED IN THE COMPUTATION OF LINE 19

Plan Year	IDIS Project	IDIS Activity	Voucher Number	Activity Name	Matrix Code	National Objective	Drawn Amount
2021	7	971	6947070	NORTHWEST AUBURN STREET RESURFACING	03K	LMA	\$24,374.00
					03K	Matrix Code	\$24,374.00
2023	3	1052	6933909	Assistance to Persons Affected by HIV/AIDS - Unity Wellness	03T	LMC	\$54.17
2024	3	1071	7001992	Assistance to Persons Affected by HIV/AIDS - Unity Wellness	03T	LMC	\$5,753.25
2024	3	1071	7007376	Assistance to Persons Affected by HIV/AIDS - Unity Wellness	03T	LMC	\$1,344.35
					03T	Matrix Code	\$7,151.77
2023	6	1060	6977263	Boykin Community Center HVAC Equipment Upgrade	03Z	LMJFI	\$111,787.00
					03Z	Matrix Code	\$111,787.00
2022	5	1006	6958799	East Alabama Food Bank - Senior Brown Bag	05A	LMC	\$1,263.19
2023	5	1059	6958786	East Alabama Food Bank - Senior Brown Bag	05A	LMC	\$111.31
2023	5	1059	7004646	East Alabama Food Bank - Senior Brown Bag	05A	LMC	\$3,158.57
2024	6	1083	6990183	Food Bank of East Alabama - Senior Brown Bag	05A	LMC	\$1,255.84
2024	6	1083	7005035	Food Bank of East Alabama - Senior Brown Bag	05A	LMC	\$744.16
					05A	Matrix Code	\$6,533.07
2023	4	1055	6916379	True Deliverance Youth Development Program	05D	LMC	\$1,935.65
2023	4	1056	6958786	Boys and Girls Club of East Alabama	05D	LMC	\$5,530.75
2023	4	1058	7004646	Auburn Housing Authority	05D	LMC	\$1,260.00
2024	4	1074	7007376	Auburn Day Care Centers	05D	LMC	\$5,000.00
2024	4	1075	7022343	Joyland Child Development Center	05D	LMC	\$2,232.29
2024	4	1077	6990183	I Am My Brother's Keeper	05D	LMC	\$3,359.32
2024	4	1077	7005035	I Am My Brother's Keeper	05D	LMC	\$1,640.68
2024	4	1078	6990183	Auburn Housing Authority	05D	LMC	\$850.00
2024	4	1078	6998600	Auburn Housing Authority	05D	LMC	\$3,750.00
2024	4	1079	6998600	Boys and Girls Club of East Alabama	05D	LMC	\$5,000.00
2024	4	1080	6998600	Esperanza House	05D	LMC	\$5,072.27
2024	4	1081	6990183	True Deliverance Youth Development Program	05D	LMC	\$1,172.16
					05D	Matrix Code	\$36,803.12
2023	3	1050	7004646	Utility Assistance	05Q	LMC	\$27.63
2024	3	1068	6990183	Utility Assistance	05Q	LMC	\$3,092.28
2024	3	1068	6992186	Utility Assistance	05Q	LMC	\$867.10
2024	3	1068	6998600	Utility Assistance	05Q	LMC	\$2,626.24
2024	3	1068	6999105	Utility Assistance	05Q	LMC	\$1,783.66
2024	3	1068	7001992	Utility Assistance	05Q	LMC	\$1,342.60
2024	3	1068	7009598	Utility Assistance	05Q	LMC	\$278.99
2024	3	1068	7022343	Utility Assistance	05Q	LMC	\$150.00
2024	3	1069	6998600	Mortgage Assistance	05Q	LMC	\$300.00
2024	3	1069	7007376	Mortgage Assistance	05Q	LMC	\$300.00
2024	3	1070	6990183	Rental Assistance	05Q	LMC	\$4,200.00
2024	3	1070	6992186	Rental Assistance	05Q	LMC	\$1,800.00
2024	3	1070	6998600	Rental Assistance	05Q	LMC	\$3,600.00
2024	3	1070	6999105	Rental Assistance	05Q	LMC	\$300.00
2024	3	1070	7001992	Rental Assistance	05Q	LMC	\$200.00
					05Q	Matrix Code	\$20,868.50
2024	5	1082	7005035	Auburn Community Development	05W	LMC	\$1,355.51
2024	5	1082	7009598	Auburn Community Development	05W	LMC	\$490.21
					05W	Matrix Code	\$1,845.72
2024	3	1072	6992186	Emergency Homeless Assistance	05Z	LMC	\$4,574.30
2024	3	1072	7005035	Emergency Homeless Assistance	05Z	LMC	\$954.44
2024	3	1072	7009598	Emergency Homeless Assistance	05Z	LMC	\$1,720.79

Plan Year	IDIS Project	IDIS Activity	Voucher Number	Activity Name	Matrix Code	National Objective	Drawn Amount
					05Z	Matrix Code	\$7,249.53
2024	2	1067	7001992	Housing Rehabilitation - Presbyterian Community Ministry	14A	LMH	\$17,440.00
2024	2	1067	7005035	Housing Rehabilitation - Presbyterian Community Ministry	14A	LMH	\$13,200.00
					14A	Matrix Code	\$30,640.00
2023	2	1041	6933909	Housing Professional Services	14H	LMH	\$971.25
2023	2	1041	6941349	Housing Professional Services	14H	LMH	\$3,422.50
2023	2	1041	6954194	Housing Professional Services	14H	LMH	\$1,768.50
2023	2	1041	6958786	Housing Professional Services	14H	LMH	\$2,072.50
2023	2	1041	6977263	Housing Professional Services	14H	LMH	\$3,798.91
2023	2	1041	7004646	Housing Professional Services	14H	LMH	\$19.00
2024	2	1064	6976997	Housing Services - Salaries	14H	LMH	\$30,681.70
2024	2	1064	6977062	Housing Services - Salaries	14H	LMH	\$17,829.61
2024	2	1064	6978790	Housing Services - Salaries	14H	LMH	\$9,264.14
2024	2	1064	6993827	Housing Services - Salaries	14H	LMH	\$9,739.99
2024	2	1064	7001457	Housing Services - Salaries	14H	LMH	\$5,691.30
2024	2	1064	7011698	Housing Services - Salaries	14H	LMH	\$509.99
2024	2	1065	6990183	Housing Professional Services	14H	LMH	\$323.75
2024	2	1065	6999105	Housing Professional Services	14H	LMH	\$1,341.25
2024	2	1065	7001992	Housing Professional Services	14H	LMH	\$500.00
2024	2	1065	7007376	Housing Professional Services	14H	LMH	\$323.75
2024	2	1065	7022343	Housing Professional Services	14H	LMH	\$231.25
					14H	Matrix Code	\$88,489.39
2020	1	917	6913279	NAHDC Capacity Building	19C	LMH	\$4,750.00
2023	1	1044	6933909	NAHDC Capacity Building	19C	LMH	\$5,070.00
2023	1	1044	6941349	NAHDC Capacity Building	19C	LMH	\$2,500.00
2023	1	1044	6958786	NAHDC Capacity Building	19C	LMH	\$2,500.00
2023	1	1044	6971496	NAHDC Capacity Building	19C	LMH	\$3,700.00
2023	1	1044	6977263	NAHDC Capacity Building	19C	LMH	\$2,500.00
2024	1	1063	7001992	NAHDC Capacity Building	19C	LMH	\$1,000.00
2024	1	1063	7022343	NAHDC Capacity Building	19C	LMH	\$10,000.00
					19C	Matrix Code	\$32,020.00
Total							\$367,762.10

LINE 27 DETAIL: ACTIVITIES INCLUDED IN THE COMPUTATION OF LINE 27

Plan Year	IDIS Project	IDIS Activity	Voucher Number	Activity to prevent, prepare for, and respond to Coronavirus	Activity Name	Grant Number	Fund Type	Matrix Code	National Objective	Drawn Amount
2023	3	1052	6933909	No	Assistance to Persons Affected by HIV/AIDS - Unity Wellness	B23MC010013	EN	03T	LMC	\$54.17
2024	3	1071	7001992	No	Assistance to Persons Affected by HIV/AIDS - Unity Wellness	B24MC010013	EN	03T	LMC	\$5,753.25
2024	3	1071	7007376	No	Assistance to Persons Affected by HIV/AIDS - Unity Wellness	B24MC010013	EN	03T	LMC	\$1,344.35
								03T	Matrix Code	\$7,151.77
2022	5	1006	6958799	No	East Alabama Food Bank - Senior Brown Bag	B22MC010013	EN	05A	LMC	\$1,263.19
2023	5	1059	6958786	No	East Alabama Food Bank - Senior Brown Bag	B23MC010013	EN	05A	LMC	\$111.31
2023	5	1059	7004646	No	East Alabama Food Bank - Senior Brown Bag	B23MC010013	EN	05A	LMC	\$3,158.57
2024	6	1083	6990183	No	Food Bank of East Alabama - Senior Brown Bag	B24MC010013	EN	05A	LMC	\$1,255.84
2024	6	1083	7005035	No	Food Bank of East Alabama - Senior Brown Bag	B24MC010013	EN	05A	LMC	\$744.16
								05A	Matrix Code	\$6,533.07
2023	4	1055	6916379	No	True Deliverance Youth Development Program	B23MC010013	EN	05D	LMC	\$1,935.65
2023	4	1056	6958786	No	Boys and Girls Club of East Alabama	B23MC010013	EN	05D	LMC	\$5,530.75
2023	4	1058	7004646	No	Auburn Housing Authority	B23MC010013	EN	05D	LMC	\$1,260.00
2024	4	1074	7007376	No	Auburn Day Care Centers	B24MC010013	EN	05D	LMC	\$5,000.00
2024	4	1075	7022343	No	Joyland Child Development Center	B24MC010013	EN	05D	LMC	\$2,232.29
2024	4	1077	6990183	No	I Am My Brother's Keeper	B24MC010013	EN	05D	LMC	\$3,359.32
2024	4	1077	7005035	No	I Am My Brother's Keeper	B24MC010013	EN	05D	LMC	\$1,640.68
2024	4	1078	6990183	No	Auburn Housing Authority	B24MC010013	EN	05D	LMC	\$850.00
2024	4	1078	6998600	No	Auburn Housing Authority	B24MC010013	EN	05D	LMC	\$3,750.00
2024	4	1079	6998600	No	Boys and Girls Club of East Alabama	B24MC010013	EN	05D	LMC	\$5,000.00
2024	4	1080	6998600	No	Esperanza House	B24MC010013	EN	05D	LMC	\$5,072.27
2024	4	1081	6990183	No	True Deliverance Youth Development Program	B24MC010013	EN	05D	LMC	\$1,172.16
								05D	Matrix Code	\$36,803.12
2023	3	1050	7004646	No	Utility Assistance	B23MC010013	EN	05Q	LMC	\$27.63
2024	3	1068	6990183	No	Utility Assistance	B24MC010013	EN	05Q	LMC	\$3,092.28
2024	3	1068	6992186	No	Utility Assistance	B24MC010013	PI	05Q	LMC	\$867.10
2024	3	1068	6998600	No	Utility Assistance	B24MC010013	EN	05Q	LMC	\$2,626.24
2024	3	1068	6999105	No	Utility Assistance	B24MC010013	EN	05Q	LMC	\$1,783.66
2024	3	1068	7001992	No	Utility Assistance	B24MC010013	EN	05Q	LMC	\$1,342.60
2024	3	1068	7009598	No	Utility Assistance	B24MC010013	EN	05Q	LMC	\$278.99

Plan Year	IDIS Project	IDIS Activity	Voucher Number	Activity to prevent, prepare for, and respond to Coronavirus	Activity Name	Grant Number	Fund Type	Matrix Code	National Objective	Drawn Amount	
2024	3	1068	7022343	No	Utility Assistance	B24MC010013	EN	05Q	LMC	\$150.00	
2024	3	1069	6998600	No	Mortgage Assistance	B24MC010013	EN	05Q	LMC	\$300.00	
2024	3	1069	7007376	No	Mortgage Assistance	B24MC010013	EN	05Q	LMC	\$300.00	
2024	3	1070	6990183	No	Rental Assistance	B24MC010013	EN	05Q	LMC	\$4,200.00	
2024	3	1070	6992186	No	Rental Assistance	B24MC010013	EN	05Q	LMC	\$757.26	
2024	3	1070	6992186	No	Rental Assistance	B24MC010013	PI	05Q	LMC	\$1,042.74	
2024	3	1070	6998600	No	Rental Assistance	B24MC010013	EN	05Q	LMC	\$3,600.00	
2024	3	1070	6999105	No	Rental Assistance	B24MC010013	EN	05Q	LMC	\$300.00	
2024	3	1070	7001992	No	Rental Assistance	B24MC010013	EN	05Q	LMC	\$200.00	
									05Q	Matrix Code	\$20,868.50
2024	5	1082	7005035	No	Auburn Community Development	B24MC010013	EN	05W	LMC	\$1,355.51	
2024	5	1082	7009598	No	Auburn Community Development	B24MC010013	EN	05W	LMC	\$490.21	
									05W	Matrix Code	\$1,845.72
2024	3	1072	6992186	No	Emergency Homeless Assistance	B24MC010013	EN	05Z	LMC	\$4,574.30	
2024	3	1072	7005035	No	Emergency Homeless Assistance	B24MC010013	EN	05Z	LMC	\$954.44	
2024	3	1072	7009598	No	Emergency Homeless Assistance	B24MC010013	EN	05Z	LMC	\$1,720.79	
									05Z	Matrix Code	\$7,249.53
										\$80,451.71	
Total										\$80,451.71	

LINE 37 DETAIL: ACTIVITIES INCLUDED IN THE COMPUTATION OF LINE 37

Plan Year	IDIS Project	IDIS Activity	Voucher Number	Activity Name	Matrix Code	National Objective	Drawn Amount
2023	8	1028	6913232	Social Security	21A		\$870.04
2023	8	1029	6913232	Retirement	21A		\$1,504.64
2023	8	1030	6913232	Health Insurance	21A		\$978.25
2023	8	1031	6913232	Life Insurance	21A		\$44.15
2023	8	1036	6954194	Office Supplies	21A		\$974.47
2024	9	1085	6976997	Salaries and Wages	21A		\$26,246.68
2024	9	1085	6977062	Salaries and Wages	21A		\$12,547.40
2024	9	1085	6978790	Salaries and Wages	21A		\$6,105.10
2024	9	1085	6993827	Salaries and Wages	21A		\$6,212.15
2024	9	1085	7001457	Salaries and Wages	21A		\$9,226.00
2024	9	1085	7011698	Salaries and Wages	21A		\$13,318.57
2024	9	1085	7023146	Salaries and Wages	21A		\$5,315.67
2024	9	1086	6976997	Social Security	21A		\$1,798.91
2024	9	1086	6977062	Social Security	21A		\$856.20
2024	9	1086	6978790	Social Security	21A		\$415.38
2024	9	1086	6993827	Social Security	21A		\$422.86
2024	9	1086	7001457	Social Security	21A		\$651.63
2024	9	1086	7011698	Social Security	21A		\$962.28
2024	9	1086	7023146	Social Security	21A		\$354.82
2024	9	1087	6976997	Retirement	21A		\$3,262.46
2024	9	1087	6977062	Retirement	21A		\$1,558.39
2024	9	1087	6978790	Retirement	21A		\$758.25
2024	9	1087	6993827	Retirement	21A		\$771.55
2024	9	1087	7001457	Retirement	21A		\$1,145.87
2024	9	1087	7011698	Retirement	21A		\$1,654.17
2024	9	1087	7023146	Retirement	21A		\$660.21
2024	9	1088	6976997	Health Insurance	21A		\$2,431.80
2024	9	1088	6977062	Health Insurance	21A		\$1,136.15
2024	9	1088	6978790	Health Insurance	21A		\$551.15
2024	9	1088	6993827	Health Insurance	21A		\$554.35
2024	9	1088	7001457	Health Insurance	21A		\$734.40
2024	9	1088	7011698	Health Insurance	21A		\$976.20
2024	9	1088	7023146	Health Insurance	21A		\$500.00
2024	9	1089	6976997	Life Insurance	21A		\$95.09
2024	9	1089	6977062	Life Insurance	21A		\$43.16
2024	9	1089	6978790	Life Insurance	21A		\$20.65
2024	9	1089	6993827	Life Insurance	21A		\$22.34
2024	9	1089	7001457	Life Insurance	21A		\$33.06
2024	9	1089	7011698	Life Insurance	21A		\$47.45
2024	9	1089	7023146	Life Insurance	21A		\$19.10
2024	9	1090	6978394	Telephone	21A		\$343.54
2024	9	1090	6990183	Telephone	21A		\$257.90
2024	9	1090	6998600	Telephone	21A		\$85.98

Plan Year	IDIS Project	IDIS Activity	Voucher Number	Activity Name	Matrix Code	National Objective	Drawn Amount
2024	9	1090	7007376	Telephone	21A		\$85.98
2024	9	1090	7022343	Telephone	21A		\$85.96
2024	9	1093	7005035	Advertisment	21A		\$345.80
2024	9	1095	6977062	Postage	21A		\$0.69
2024	9	1095	6993827	Postage	21A		\$26.91
2024	9	1095	7023146	Postage	21A		\$3.45
2024	9	1096	6976997	Fuel	21A		\$117.66
2024	9	1096	6977062	Fuel	21A		\$29.16
2024	9	1096	6993827	Fuel	21A		\$25.56
2024	9	1096	7011698	Fuel	21A		\$18.75
Total					21A	Matrix Code	\$107,208.34



Office of Community Planning and Development
U.S. Department of Housing and Urban Development
Integrated Disbursement and Information System
PR26 - CDBG-CV Financial Summary Report
Auburn , AL

DATE: 06-09-25
TIME: 16:14
PAGE: 1

PART I: SUMMARY OF CDBG-CV RESOURCES

01 CDBG-CV GRANT	821,280.00
02 FUNDS RETURNED TO THE LINE-OF-CREDIT	0.00
03 FUNDS RETURNED TO THE LOCAL CDBG ACCOUNT	0.00
04 TOTAL CDBG-CV FUNDS AWARDED	821,280.00

PART II: SUMMARY OF CDBG-CV EXPENDITURES

05 DISBURSEMENTS OTHER THAN SECTION 108 REPAYMENTS AND PLANNING/ADMINISTRATION	685,035.45
06 DISBURSED IN IDIS FOR PLANNING/ADMINISTRATION	65,108.16
07 DISBURSED IN IDIS FOR SECTION 108 REPAYMENTS	0.00
08 TOTAL EXPENDITURES (SUM, LINES 05 - 07)	750,143.61
09 UNEXPENDED BALANCE (LINE 04 - LINE8)	71,136.39

PART III: LOWMOD BENEFIT FOR THE CDBG-CV GRANT

10 EXPENDED FOR LOW/MOD HOUSING IN SPECIAL AREAS	0.00
11 EXPENDED FOR LOW/MOD MULTI-UNIT HOUSING	0.00
12 DISBURSED FOR OTHER LOW/MOD ACTIVITIES	685,035.45
13 TOTAL LOW/MOD CREDIT (SUM, LINES 10 - 12)	685,035.45
14 AMOUNT SUBJECT TO LOW/MOD BENEFIT (LINE 05)	685,035.45
15 PERCENT LOW/MOD CREDIT (LINE 13/LINE 14)	100.00%

PART IV: PUBLIC SERVICE (PS) CALCULATIONS

16 DISBURSED IN IDIS FOR PUBLIC SERVICES	686,177.92
17 CDBG-CV GRANT	821,280.00
18 PERCENT OF FUNDS DISBURSED FOR PS ACTIVITIES (LINE 16/LINE 17)	83.55%

PART V: PLANNING AND ADMINISTRATION (PA) CAP

19 DISBURSED IN IDIS FOR PLANNING/ADMINISTRATION	65,108.16
20 CDBG-CV GRANT	821,280.00
21 PERCENT OF FUNDS DISBURSED FOR PA ACTIVITIES (LINE 19/LINE 20)	7.93%



LINE 10 DETAIL: ACTIVITIES TO CONSIDER IN DETERMINING THE AMOUNT TO ENTER ON LINE 10

No data returned for this view. This might be because the applied filter excludes all data.

LINE 11 DETAIL: ACTIVITIES TO CONSIDER IN DETERMINING THE AMOUNT TO ENTER ON LINE 11

No data returned for this view. This might be because the applied filter excludes all data.

LINE 12 DETAIL: ACTIVITIES INCLUDED IN THE COMPUTATION OF LINE 12

Plan Year	IDIS Project	IDIS Activity	Voucher Number	Activity Name	Matrix Code	National Objective	Drawn Amount
2019	15	891	6427333	CV-FOOD BANK OF EAST ALABAMA	05W	LMC	\$65,446.44
			6439000	CV-FOOD BANK OF EAST ALABAMA	05W	LMC	\$61,060.35
			6462519	CV-FOOD BANK OF EAST ALABAMA	05W	LMC	\$7,886.32
			6476400	CV-FOOD BANK OF EAST ALABAMA	05W	LMC	\$33,539.96
			6532751	CV-FOOD BANK OF EAST ALABAMA	05W	LMC	\$116,139.35
			6586304	CV-FOOD BANK OF EAST ALABAMA	05W	LMC	\$62,789.50
			6608152	CV-FOOD BANK OF EAST ALABAMA	05W	LMC	\$9,697.37
			6930930	CV-FOOD BANK OF EAST ALABAMA	05W	LMC	\$6,500.71
		892	6476400	CV-AUBURN COMMUNITY DEVELOPMENT CORPORATION	05W	LMC	\$2,896.43
			6631722	CV-AUBURN COMMUNITY DEVELOPMENT CORPORATION	05W	LMC	\$13,668.87
			6763837	CV-AUBURN COMMUNITY DEVELOPMENT CORPORATION	05W	LMC	\$7,082.04
			6788148	CV-AUBURN COMMUNITY DEVELOPMENT CORPORATION	05W	LMC	\$1,642.03
			6852364	CV-AUBURN COMMUNITY DEVELOPMENT CORPORATION	05W	LMC	\$1,820.96
			6852367	CV-AUBURN COMMUNITY DEVELOPMENT CORPORATION	05W	LMC	\$1,335.11
			6876461	CV-AUBURN COMMUNITY DEVELOPMENT CORPORATION	05W	LMC	\$2,238.30
			6891580	CV-AUBURN COMMUNITY DEVELOPMENT CORPORATION	05W	LMC	\$1,510.51
			6941361	CV-AUBURN COMMUNITY DEVELOPMENT CORPORATION	05W	LMC	\$663.28
			7032522	CV-AUBURN COMMUNITY DEVELOPMENT CORPORATION	05W	LMC	\$1,142.47
	16	880	6416574	CV-UTILITY ASSISTANCE PROGRAM	05Q	LMC	\$4,121.10
			6422652	CV-UTILITY ASSISTANCE PROGRAM	05Q	LMC	\$2,572.70
			6427333	CV-UTILITY ASSISTANCE PROGRAM	05Q	LMC	\$3,306.90
			6432399	CV-UTILITY ASSISTANCE PROGRAM	05Q	LMC	\$1,317.38
			6439000	CV-UTILITY ASSISTANCE PROGRAM	05Q	LMC	\$1,106.19
			6439484	CV-UTILITY ASSISTANCE PROGRAM	05Q	LMC	\$1,000.00
			6445764	CV-UTILITY ASSISTANCE PROGRAM	05Q	LMC	\$3,483.27
			6446127	CV-UTILITY ASSISTANCE PROGRAM	05Q	LMC	\$642.04
			6456512	CV-UTILITY ASSISTANCE PROGRAM	05Q	LMC	\$2,159.78
			6462519	CV-UTILITY ASSISTANCE PROGRAM	05Q	LMC	\$1,747.86
			6471561	CV-UTILITY ASSISTANCE PROGRAM	05Q	LMC	\$400.00
			6487994	CV-UTILITY ASSISTANCE PROGRAM	05Q	LMC	\$394.80
			6493755	CV-UTILITY ASSISTANCE PROGRAM	05Q	LMC	\$392.79
			6505462	CV-UTILITY ASSISTANCE PROGRAM	05Q	LMC	\$156.27
			6868714	CV-UTILITY ASSISTANCE PROGRAM	05Q	LMC	\$400.00
		881	6416574	CV-RENTAL ASSISTANCE PROGRAM	05Q	LMC	\$10,040.00
			6422652	CV-RENTAL ASSISTANCE PROGRAM	05Q	LMC	\$8,804.00
			6427333	CV-RENTAL ASSISTANCE PROGRAM	05Q	LMC	\$23,336.20
			6432399	CV-RENTAL ASSISTANCE PROGRAM	05Q	LMC	\$8,777.38



Office of Community Planning and Development
U.S. Department of Housing and Urban Development
Integrated Disbursement and Information System
PR26 - CDBG-CV Financial Summary Report
Auburn , AL

DATE: 06-09-25
TIME: 16:14
PAGE: 3

Plan Year	IDIS Project	IDIS Activity	Voucher Number	Activity Name	Matrix Code	National Objective	Drawn Amount
2019	16	881	6439000	CV-RENTAL ASSISTANCE PROGRAM	05Q	LMC	\$9,160.16
			6439484	CV-RENTAL ASSISTANCE PROGRAM	05Q	LMC	\$4,157.00
			6445846	CV-RENTAL ASSISTANCE PROGRAM	05Q	LMC	\$21,004.00
			6446127	CV-RENTAL ASSISTANCE PROGRAM	05Q	LMC	\$4,504.00
			6456512	CV-RENTAL ASSISTANCE PROGRAM	05Q	LMC	\$11,650.13
			6462519	CV-RENTAL ASSISTANCE PROGRAM	05Q	LMC	\$1,600.00
			6476400	CV-RENTAL ASSISTANCE PROGRAM	05Q	LMC	\$710.00
			6477260	CV-RENTAL ASSISTANCE PROGRAM	05Q	LMC	\$2,156.00
			6505649	CV-RENTAL ASSISTANCE PROGRAM	05Q	LMC	\$1,200.00
		882	6416574	CV-MORTGAGE ASSISTANCE PROGRAM	05Q	LMC	\$590.41
			6422652	CV-MORTGAGE ASSISTANCE PROGRAM	05Q	LMC	\$1,335.80
			6427333	CV-MORTGAGE ASSISTANCE PROGRAM	05Q	LMC	\$1,687.68
			6439000	CV-MORTGAGE ASSISTANCE PROGRAM	05Q	LMC	\$553.21
			6445764	CV-MORTGAGE ASSISTANCE PROGRAM	05Q	LMC	\$1,364.18
			6462519	CV-MORTGAGE ASSISTANCE PROGRAM	05Q	LMC	\$430.37
			6476400	CV-MORTGAGE ASSISTANCE PROGRAM	05Q	LMC	\$1,615.14
			6586304	CV-MORTGAGE ASSISTANCE PROGRAM	05Q	LMC	\$506.90
		883	6487994	CV-UNITY WELLNESS EMERGENCY HOMELESS ASSISTANCE	03T	LMC	\$1,087.00
			6514198	CV-UNITY WELLNESS EMERGENCY HOMELESS ASSISTANCE	03T	LMC	\$2,332.00
			6621432	CV-UNITY WELLNESS EMERGENCY HOMELESS ASSISTANCE	03T	LMC	\$1,085.99
			6749782	CV-UNITY WELLNESS EMERGENCY HOMELESS ASSISTANCE	03T	LMC	\$185.00
		884	6422652	CV-HOMELESSNESS PREVENTION PROGRAM	05Z	LMC	\$1,020.07
			6427333	CV-HOMELESSNESS PREVENTION PROGRAM	05Z	LMC	\$433.48
			6456287	CV-HOMELESSNESS PREVENTION PROGRAM	05Z	LMC	\$9,424.79
			6462519	CV-HOMELESSNESS PREVENTION PROGRAM	05Z	LMC	\$619.33
			6505462	CV-HOMELESSNESS PREVENTION PROGRAM	05Z	LMC	\$423.70
			6532751	CV-HOMELESSNESS PREVENTION PROGRAM	05Z	LMC	\$271.99
			6544654	CV-HOMELESSNESS PREVENTION PROGRAM	05Z	LMC	\$281.34
	17	885	6432399	CV-AUBURN DAYCARE CENTER	05D	LMC	\$2,789.21
			6462519	CV-AUBURN DAYCARE CENTER	05D	LMC	\$4,808.71
			6518940	CV-AUBURN DAYCARE CENTER	05D	LMC	\$2,402.08
		886	6422652	CV-JOYLAND DAYCARE CENTER	05D	LMC	\$6,111.18
			6471561	CV-JOYLAND DAYCARE CENTER	05D	LMC	\$3,326.09
		887	6422652	CV-BOYS AND GIRLS CLUB	05D	LMC	\$3,139.86
			6427333	CV-BOYS AND GIRLS CLUB	05D	LMC	\$11,178.82
			6439000	CV-BOYS AND GIRLS CLUB	05D	LMC	\$4,258.39
			6462519	CV-BOYS AND GIRLS CLUB	05D	LMC	\$1,508.90
			6471561	CV-BOYS AND GIRLS CLUB	05D	LMC	\$1,119.83
			6487994	CV-BOYS AND GIRLS CLUB	05D	LMC	\$1,506.72
			6586304	CV-BOYS AND GIRLS CLUB	05D	LMC	\$27,287.48
		888	6427333	CV-TRUE DELIVERANCE	05D	LMC	\$4,233.53
			6462519	CV-TRUE DELIVERANCE	05D	LMC	\$1,875.00
			6487994	CV-TRUE DELIVERANCE	05D	LMC	\$3,680.78
			6505462	CV-TRUE DELIVERANCE	05D	LMC	\$210.69
		889	6432399	CV-I AM MY BROTHER'S KEEPER	05D	LMC	\$3,754.08
			6462519	CV-I AM MY BROTHER'S KEEPER	05D	LMC	\$5,241.36
			6505462	CV-I AM MY BROTHER'S KEEPER	05D	LMC	\$1,004.56
	18	890	6416574	CV-LEE RUSSELL COUNCIL OF GOVERNMENTS	05A	LMC	\$1,438.66
			6422652	CV-LEE RUSSELL COUNCIL OF GOVERNMENTS	05A	LMC	\$1,599.83
			6487994	CV-LEE RUSSELL COUNCIL OF GOVERNMENTS	05A	LMC	\$1,598.27
			6493755	CV-LEE RUSSELL COUNCIL OF GOVERNMENTS	05A	LMC	\$3,995.00
			6586304	CV-LEE RUSSELL COUNCIL OF GOVERNMENTS	05A	LMC	\$8,754.68
20	20	939	6487994	Esperanza House	05Z	LMC	\$975.00
			6514198	Esperanza House	05Z	LMC	\$9,338.90
			6586304	Esperanza House	05Z	LMC	\$8,816.40
			6608152	Esperanza House	05Z	LMC	\$5,869.70
		940	6608152	Domestic Violence Intervention Center	05G	LMC	\$136.56
			6631722	Domestic Violence Intervention Center	05G	LMC	\$201.59
			6639971	Domestic Violence Intervention Center	05G	LMC	\$102.96
			6662934	Domestic Violence Intervention Center	05G	LMC	\$102.96
			6715314	Domestic Violence Intervention Center	05G	LMC	\$49.95



Office of Community Planning and Development
U.S. Department of Housing and Urban Development
Integrated Disbursement and Information System
PR26 - CDBG-CV Financial Summary Report
Auburn , AL

DATE: 06-09-25
TIME: 16:14
PAGE: 4

Plan Year	IDIS Project	IDIS Activity	Voucher Number	Activity Name	Matrix Code	National Objective	Drawn Amount
2019	20	940	6740050	Domestic Violence Intervention Center	05G	LMC	\$246.22
			6891580	Domestic Violence Intervention Center	05G	LMC	\$905.64
Total							\$686,177.92

LINE 16 DETAIL: ACTIVITIES INCLUDED IN THE COMPUTATION OF LINE 16

Plan Year	IDIS Project	IDIS Activity	Voucher Number	Activity Name	Matrix Code	National Objective	Drawn Amount
2019	15	891	6427333	CV-FOOD BANK OF EAST ALABAMA	05W	LMC	\$65,446.44
			6439000	CV-FOOD BANK OF EAST ALABAMA	05W	LMC	\$61,060.35
			6462519	CV-FOOD BANK OF EAST ALABAMA	05W	LMC	\$7,886.32
			6476400	CV-FOOD BANK OF EAST ALABAMA	05W	LMC	\$33,539.96
			6532751	CV-FOOD BANK OF EAST ALABAMA	05W	LMC	\$116,139.35
			6586304	CV-FOOD BANK OF EAST ALABAMA	05W	LMC	\$62,789.50
			6608152	CV-FOOD BANK OF EAST ALABAMA	05W	LMC	\$9,697.37
			6930930	CV-FOOD BANK OF EAST ALABAMA	05W	LMC	\$6,500.71
		892	6476400	CV-AUBURN COMMUNITY DEVELOPMENT CORPORATION	05W	LMC	\$2,896.43
			6631722	CV-AUBURN COMMUNITY DEVELOPMENT CORPORATION	05W	LMC	\$13,668.87
			6763837	CV-AUBURN COMMUNITY DEVELOPMENT CORPORATION	05W	LMC	\$7,082.04
			6788148	CV-AUBURN COMMUNITY DEVELOPMENT CORPORATION	05W	LMC	\$1,642.03
			6852364	CV-AUBURN COMMUNITY DEVELOPMENT CORPORATION	05W	LMC	\$1,820.96
			6852367	CV-AUBURN COMMUNITY DEVELOPMENT CORPORATION	05W	LMC	\$1,335.11
			6876461	CV-AUBURN COMMUNITY DEVELOPMENT CORPORATION	05W	LMC	\$2,238.30
			6891580	CV-AUBURN COMMUNITY DEVELOPMENT CORPORATION	05W	LMC	\$1,510.51
			6941361	CV-AUBURN COMMUNITY DEVELOPMENT CORPORATION	05W	LMC	\$663.28
			7032522	CV-AUBURN COMMUNITY DEVELOPMENT CORPORATION	05W	LMC	\$1,142.47
	16	880	6416574	CV-UTILITY ASSISTANCE PROGRAM	05Q	LMC	\$4,121.10
			6422652	CV-UTILITY ASSISTANCE PROGRAM	05Q	LMC	\$2,572.70
			6427333	CV-UTILITY ASSISTANCE PROGRAM	05Q	LMC	\$3,306.90
			6432399	CV-UTILITY ASSISTANCE PROGRAM	05Q	LMC	\$1,317.38
			6439000	CV-UTILITY ASSISTANCE PROGRAM	05Q	LMC	\$1,106.19
			6439484	CV-UTILITY ASSISTANCE PROGRAM	05Q	LMC	\$1,000.00
			6445764	CV-UTILITY ASSISTANCE PROGRAM	05Q	LMC	\$3,483.27
			6446127	CV-UTILITY ASSISTANCE PROGRAM	05Q	LMC	\$642.04
			6456512	CV-UTILITY ASSISTANCE PROGRAM	05Q	LMC	\$2,159.78
			6462519	CV-UTILITY ASSISTANCE PROGRAM	05Q	LMC	\$1,747.86
			6471561	CV-UTILITY ASSISTANCE PROGRAM	05Q	LMC	\$400.00
			6487994	CV-UTILITY ASSISTANCE PROGRAM	05Q	LMC	\$394.80
			6493755	CV-UTILITY ASSISTANCE PROGRAM	05Q	LMC	\$392.79
			6505462	CV-UTILITY ASSISTANCE PROGRAM	05Q	LMC	\$156.27
			6868714	CV-UTILITY ASSISTANCE PROGRAM	05Q	LMC	\$400.00
		881	6416574	CV-RENTAL ASSISTANCE PROGRAM	05Q	LMC	\$10,040.00
			6422652	CV-RENTAL ASSISTANCE PROGRAM	05Q	LMC	\$8,804.00
			6427333	CV-RENTAL ASSISTANCE PROGRAM	05Q	LMC	\$23,336.20
			6432399	CV-RENTAL ASSISTANCE PROGRAM	05Q	LMC	\$8,777.38
			6439000	CV-RENTAL ASSISTANCE PROGRAM	05Q	LMC	\$9,160.16
			6439484	CV-RENTAL ASSISTANCE PROGRAM	05Q	LMC	\$4,157.00
			6445846	CV-RENTAL ASSISTANCE PROGRAM	05Q	LMC	\$21,004.00
			6446127	CV-RENTAL ASSISTANCE PROGRAM	05Q	LMC	\$4,504.00
			6456512	CV-RENTAL ASSISTANCE PROGRAM	05Q	LMC	\$11,650.13
			6462519	CV-RENTAL ASSISTANCE PROGRAM	05Q	LMC	\$1,600.00
			6476400	CV-RENTAL ASSISTANCE PROGRAM	05Q	LMC	\$710.00
			6477260	CV-RENTAL ASSISTANCE PROGRAM	05Q	LMC	\$2,156.00
			6505649	CV-RENTAL ASSISTANCE PROGRAM	05Q	LMC	\$1,200.00
		882	6416574	CV-MORTGAGE ASSISTANCE PROGRAM	05Q	LMC	\$590.41
			6422652	CV-MORTGAGE ASSISTANCE PROGRAM	05Q	LMC	\$1,335.80
			6427333	CV-MORTGAGE ASSISTANCE PROGRAM	05Q	LMC	\$1,687.68
			6439000	CV-MORTGAGE ASSISTANCE PROGRAM	05Q	LMC	\$553.21
			6445764	CV-MORTGAGE ASSISTANCE PROGRAM	05Q	LMC	\$1,364.18
			6462519	CV-MORTGAGE ASSISTANCE PROGRAM	05Q	LMC	\$430.37



Office of Community Planning and Development
U.S. Department of Housing and Urban Development
Integrated Disbursement and Information System
PR26 - CDBG-CV Financial Summary Report
Auburn , AL

DATE: 06-09-25
TIME: 16:14
PAGE: 5

Plan Year	IDIS Project	IDIS Activity	Voucher Number	Activity Name	Matrix Code	National Objective	Drawn Amount		
2019	16	882	6476400	CV-MORTGAGE ASSISTANCE PROGRAM	05Q	LMC	\$1,615.14		
			6586304	CV-MORTGAGE ASSISTANCE PROGRAM	05Q	LMC	\$506.90		
		883	6487994	CV-UNITY WELLNESS EMERGENCY HOMELESS ASSISTANCE	03T	LMC	\$1,087.00		
			6514198	CV-UNITY WELLNESS EMERGENCY HOMELESS ASSISTANCE	03T	LMC	\$2,332.00		
			6621432	CV-UNITY WELLNESS EMERGENCY HOMELESS ASSISTANCE	03T	LMC	\$1,085.99		
			6749782	CV-UNITY WELLNESS EMERGENCY HOMELESS ASSISTANCE	03T	LMC	\$185.00		
			884	6422652	CV-HOMELESSNESS PREVENTION PROGRAM	05Z	LMC	\$1,020.07	
		6427333		CV-HOMELESSNESS PREVENTION PROGRAM	05Z	LMC	\$433.48		
		6456287		CV-HOMELESSNESS PREVENTION PROGRAM	05Z	LMC	\$9,424.79		
		6462519		CV-HOMELESSNESS PREVENTION PROGRAM	05Z	LMC	\$619.33		
		6505462		CV-HOMELESSNESS PREVENTION PROGRAM	05Z	LMC	\$423.70		
		6532751		CV-HOMELESSNESS PREVENTION PROGRAM	05Z	LMC	\$271.99		
		6544654		CV-HOMELESSNESS PREVENTION PROGRAM	05Z	LMC	\$281.34		
		885		6432399	CV-AUBURN DAYCARE CENTER	05D	LMC	\$2,789.21	
				6462519	CV-AUBURN DAYCARE CENTER	05D	LMC	\$4,808.71	
			6518940	CV-AUBURN DAYCARE CENTER	05D	LMC	\$2,402.08		
		886	6422652	CV-JOYLAND DAYCARE CENTER	05D	LMC	\$6,111.18		
			6471561	CV-JOYLAND DAYCARE CENTER	05D	LMC	\$3,326.09		
		887	6422652	CV-BOYS AND GIRLS CLUB	05D	LMC	\$3,139.86		
			6427333	CV-BOYS AND GIRLS CLUB	05D	LMC	\$11,178.82		
			6439000	CV-BOYS AND GIRLS CLUB	05D	LMC	\$4,258.39		
			6462519	CV-BOYS AND GIRLS CLUB	05D	LMC	\$1,508.90		
			6471561	CV-BOYS AND GIRLS CLUB	05D	LMC	\$1,119.83		
	17	888	6487994	CV-BOYS AND GIRLS CLUB	05D	LMC	\$1,506.72		
			6586304	CV-BOYS AND GIRLS CLUB	05D	LMC	\$27,287.48		
			6427333	CV-TRUE DELIVERANCE	05D	LMC	\$4,233.53		
			6462519	CV-TRUE DELIVERANCE	05D	LMC	\$1,875.00		
			6487994	CV-TRUE DELIVERANCE	05D	LMC	\$3,680.78		
			6505462	CV-TRUE DELIVERANCE	05D	LMC	\$210.69		
		889	6432399	CV-I AM MY BROTHER'S KEEPER	05D	LMC	\$3,754.08		
			6462519	CV-I AM MY BROTHER'S KEEPER	05D	LMC	\$5,241.36		
			6505462	CV-I AM MY BROTHER'S KEEPER	05D	LMC	\$1,004.56		
		18	890	6416574	CV-LEE RUSSELL COUNCIL OF GOVERNMENTS	05A	LMC	\$1,438.66	
				6422652	CV-LEE RUSSELL COUNCIL OF GOVERNMENTS	05A	LMC	\$1,599.83	
				6487994	CV-LEE RUSSELL COUNCIL OF GOVERNMENTS	05A	LMC	\$1,598.27	
				6493755	CV-LEE RUSSELL COUNCIL OF GOVERNMENTS	05A	LMC	\$3,995.00	
				6586304	CV-LEE RUSSELL COUNCIL OF GOVERNMENTS	05A	LMC	\$8,754.68	
		20	939	6487994	Esperanza House	05Z	LMC	\$975.00	
				6514198	Esperanza House	05Z	LMC	\$9,338.90	
				6586304	Esperanza House	05Z	LMC	\$8,816.40	
				6608152	Esperanza House	05Z	LMC	\$5,869.70	
			940	6608152	Domestic Violence Intervention Center	05G	LMC	\$136.56	
	6631722			Domestic Violence Intervention Center	05G	LMC	\$201.59		
	6639971			Domestic Violence Intervention Center	05G	LMC	\$102.96		
	6662934			Domestic Violence Intervention Center	05G	LMC	\$102.96		
	6715314			Domestic Violence Intervention Center	05G	LMC	\$49.95		
	6740050			Domestic Violence Intervention Center	05G	LMC	\$246.22		
	6891580			Domestic Violence Intervention Center	05G	LMC	\$905.64		

LINE 19 DETAIL: ACTIVITIES INCLUDED IN THE COMPUTATION OF LINE 19

Plan Year	IDIS Project	IDIS Activity	Voucher Number	Activity Name	Matrix Code	National Objective	Drawn Amount
2019	19	943	6505462	CV-Program Administration Wages	21A		\$2,446.81
			6514198	CV-Program Administration Wages	21A		\$1,608.23
			6518940	CV-Program Administration Wages	21A		\$1,341.88
			6532751	CV-Program Administration Wages	21A		\$2,506.34
			6544654	CV-Program Administration Wages	21A		\$1,694.85
			6586304	CV-Program Administration Wages	21A		\$4,962.17

Plan Year	IDIS Project	IDIS Activity	Voucher Number	Activity Name	Matrix Code	National Objective	Drawn Amount		
2019	19	943	6608152	CV-Program Administration Wages	21A		\$6,020.34		
			6613194	CV-Program Administration Wages	21A		\$1,589.29		
			6621432	CV-Program Administration Wages	21A		\$1,731.86		
			6631722	CV-Program Administration Wages	21A		\$1,577.42		
			6634591	CV-Program Administration Wages	21A		\$1,745.03		
			6639971	CV-Program Administration Wages	21A		\$3,326.44		
			6648102	CV-Program Administration Wages	21A		\$1,391.28		
			6662934	CV-Program Administration Wages	21A		\$2,166.65		
			6673209	CV-Program Administration Wages	21A		\$2,252.52		
			6678314	CV-Program Administration Wages	21A		\$2,259.23		
			6681104	CV-Program Administration Wages	21A		\$1,730.79		
			6687718	CV-Program Administration Wages	21A		\$1,555.46		
			6694616	CV-Program Administration Wages	21A		\$2,589.64		
			6698509	CV-Program Administration Wages	21A		\$172.33		
			6704263	CV-Program Administration Wages	21A		\$3,142.30		
			6708665	CV-Program Administration Wages	21A		\$1,550.97		
			6715314	CV-Program Administration Wages	21A		\$2,240.29		
			6718517	CV-Program Administration Wages	21A		\$1,723.30		
			6724351	CV-Program Administration Wages	21A		\$1,378.64		
			6729233	CV-Program Administration Wages	21A		\$1,550.97		
			6734949	CV-Program Administration Wages	21A		\$1,206.31		
			6740050	CV-Program Administration Wages	21A		\$1,723.30		
			6745264	CV-Program Administration Wages	21A		\$2,412.62		
			6749782	CV-Program Administration Wages	21A		\$516.99		
			6751820	CV-Program Administration Wages	21A		\$1,033.98		
			944	6487994	CV-Program Administration Office Supplies	21A		\$29.85	
				6544654	CV-Program Administration Office Supplies	21A		\$215.80	
		6586304		CV-Program Administration Office Supplies	21A		\$257.68		
		6608152		CV-Program Administration Office Supplies	21A		\$313.36		
		6724351		CV-Program Administration Office Supplies	21A		\$1,143.24		
		Total							\$65,108.16